



TOURISM ESTABLISHMENT CENSUS OF BHUTAN 2021



PLANNING AND RESEARCH
TOURISM COUNCIL OF BHUTAN



Tourism Establishment Census of Bhutan 2021

PLANNING AND RESEARCH
TOURISM COUNCIL OF BHUTAN

TABLE OF CONTENTS

FOREWORD	9
ABBREVIATIONS	10
ACKNOWLEDGEMENT	11
CONCEPTS AND DEFINITIONS	12
ABOUT US	18
CHAPTER 1 - INTRODUCTION, CENSUS METHODOLOGY & OPERATIONS	20
Background of the census	20
Objective	22
Scope and coverage	22
Census Methodology and Operations	23
• Frame	23
• Sampling Design of Household-based Establishments	23
• Unit of enumeration	23
• Data collection	23
• Main outputs	23
• Employment size	23
• Key results	24
• Classifications and definitions	24
• Survey Instrument	24
• Questionnaire	24
• Manuals	25
• Pre-Test	25
• Selection and Training of Census staff	25
• Field Operations	26
• Data processing and analysis	26
• Analysis and Reporting	26
• Census Quality Assurance	26
Limitations of the census	27
CHAPTER 2 - OVERVIEW OF TOURISM ESTABLISHMENTS IN BHUTAN	28
1. Introduction	28
2. Tourism Characteristics Industries (Establishments)	28
3. Tourism Employment	31
4. Tourism Revenue	33
CHAPTER 3 - ACCOMMODATION	34
1. Introduction	34

2. Number of Establishment	34
3. Employment	36
4. Capacity	38
5. Occupancy	38
7. Revenue	39
8. Facilities and Services	40
CHAPTER 4 - FOOD, BEVERAGE AND ENTERTAINMENT	41
1. Introduction	41
2. Number of Establishments	41
3. Employment	42
4. Revenue	44
CHAPTER 5 – TRANSPORT, TOUR OPERATORS / TRAVEL AGENCIES AND RESERVATION AGENCIES	45
1. Introduction	45
2. Number of Establishments	45
3. Employment	47
4. Revenue	48
5. Facilities and Services	49
CHAPTER 6 – HEALTH AND WELLNESS	50
1. Introduction	50
2. Number of Establishments	50
3. Employment	51
4. Revenue	53
5. Facilities and Services	53
CHAPTER 7 – OTHER TOURISM ACTIVITIES	56
1. Introduction	56
2. Number of Establishments	56
3. Employment	57
4. Revenue	58
5. Facilities and Services	59
STATISTICAL TABLES	60
1. Overview of Tourism Establishments in Bhutan	60
Table 1.1: Number of Tourism Establishments by Tourism Characteristics Industry by Dzongkhag	60
Table 1.2: Total Tourism Employment (in number)	61
Table 1.3: Total Direct Tourism Employment by Establishment by Sex by Dzongkhag (in number)	62
Table 1.4: Average Total Revenue and Revenue from Tourists by Establishments by Dzongkhags (in Nu. Million)	63

2. Accommodation	64
Table 2.1: Number of Establishments and Secondary Activities by Dzongkhag	64
Table 2.2: Number of Establishments and Employment by Nationality and Sex by Dzongkhag	69
Table 2.3: Number of Establishments, Rooms/beds available in a year and Employment by Sex by Dzongkhag	74
Table 2.4: Number of Establishments and Employment by Type of Activity	79
Table 2.5: Number of Establishments by Hours of Work by Type of Activity	79
Table 2.6: Number of Establishments and Guests by Dzongkhags	80
Table 2.7: Number of Establishments and Types of Guests (in %)	84
Table 2.8: Number of Establishment and Type of Guests by Dzongkhag (%) ...	84
Table 2.9: Number of Establishment and Average Occupancy Rate (Rooms and Bed in %) by Dzongkhag	90
Table 2.10: Number of Establishments and available Facilities by Dzongkhag	95
Table 2.11: Number of Establishments and Services by Dzongkhag	101
Table 2.12: Number of Establishments, Total Revenue and Revenue Generated from Tourists	106
Table 2. 13: Number of Establishments by Years of Operation by Activity / Types	106
3. Food, Beverages and Entertainment	107
Table 3.1: Number of Establishments and Secondary Activities Operated by Dzongkhag	107
Table 3.2: Number of Establishments and Employment by Nationality and Sex by Dzongkhag	111
Table 3.3: Employment by Type by Dzongkhag (in number)	116
Table 3.4: Number of Establishments by Average Hours of Work by Type of Activity by Dzongkhag	121
Table 3.5: Number of Establishments and Guests by Dzongkhag	122
Table 3.6: Number of Establishments and Type of Guests by Type by Dzongkhag	125
Table 3.7: Number of Establishments and Average Seating Capacity by Dzongkhags	129
Table 3.8: Number of Establishments, Seats available by Type by Dzongkhag	135
Table 3.9: Number of Establishments and Available Facilities	

by Dzongkhags	138
Table 3.10: Number of Establishments and Services by Dzongkhags	144
Table 3.11: Number of Establishments, Total Revenue and Revenue Generated from Tourists by Dzongkhags	148
Table 3.12: Number of Establishments by Average Years of Operations by Dzongkhag	153
4. Transport, Tour Operator / Travel Agencies and Reservation Services	154
Table 4.1: Number of Establishments and secondary activities operated by Dzongkhag	154
Table 4.2: Number of Establishments and Employment by Nationality and Sex by Dzongkhag	160
Table 4.3: Number of Establishment and Employment by Type by Dzongkhag	165
Table 4.4: Average Hours of Work per day by Type of Activity	171
Table 4.5: Number of Establishments and Guests by Dzongkhags	172
Table 4.6: Number of Establishments, number of Units (Vehicles / Aircrafts), Average Seating Capacity by Dzongkhag	174
Table 4.7: Number of Establishments and Available Facilities by Dzongkhags	179
Table 4.8: Number of Establishments and Services by Dzongkhag	184
Table 4.9: Number of Establishments by Average Years of Operation by Main Activity	189
5. Other Tourism Activities	193
Table 5.1: Number of Establishments and Employment by Nationality and Sex by Dzongkhag	193
Table 5.2: Number of Establishments and Employment by Type of Activity	197
Table 5.3: Number of Establishments and Employment by Type of Activity	200
Table 5.4: Number of Establishments by Years of Operation by Activity / Type	204

FOREWORD

Measuring the size and economic contribution of tourism in a country is an important endeavour but at the same time an ambitious and a tedious process as it is difficult to capture all the contributions of tourism in an economy given the diverse and cross cutting nature of the tourism sector.

The Tourism Council of Bhutan is pleased to present the Tourism Establishment Census of Bhutan (TECOB) 2021 which will complement our efforts towards the development of a proper System of Tourism Statistics (STS) for Bhutan. It will also help with the measurement of tourism's economic contribution to the economy and enhance and improve the availability of supply side tourism statistics in the country.

TECOB 2021 is the first census of the Tourism Establishments in the country and provides a wealth of information that will enhance our understanding of the operations of the establishments within the tourism industry in Bhutan. The publication contains the economy-wide results of the tourism establishments in Bhutan covering major tourism industries namely: Accommodation, Food and Beverage Service Activities, Transport Operators, Tour and Travel Agencies, Health and Wellness, and other Tourism Activities. The report presents statistics on the tourism establishments, type of establishments, geographical distributions, employment, available facilities and services and clientele amongst other. It also includes analyses of tourism establishments and statistical tables.

I hope that the TECOB 2021 report will provide insights and necessary information for policy makers, planners, the business community, and international partners to understand and contribute to tourism development. I would like to extend my sincere appreciation to the owners and managers of the establishments and all the officials who administered the census, for their support and cooperation.

Tashi Delek

Dorji Dhradhul
Director General
Tourism Council of Bhutan

ABBREVIATIONS

BSIC	Bhutan Standard Industrial Classification
CAPI	Computer Assisted Personal Interviewing
EIF	Enhanced Integrated Framework
FDI	Foreign Direct Investment
GNH	Gross National Happiness
HVLV	High Value, Low Volume
IRTS	International Recommendation for Tourism Statistics (2008)
ISIC	International Standard Industrial Classification
MDPR	Minimum Daily Package Rate
NSB	National Statistics Bureau
ROGB	Royal Government of Bhutan
SDF	Sustainable Development Fee
STS	System of Tourism Statistics
TCB	Tourism Council of Bhutan
TCI	Tourism Characteristics Industries
TECOB	Tourism Establishment Census of Bhutan
UNWTO	United Nations World Tourism Organisation
TSA	Tourism Satellite Account

ACKNOWLEDGEMENT

The Tourism Council of Bhutan (TCB) conducted the first Tourism Establishment Census of Bhutan (TECOB) with financial support from the Enhanced Integrated Framework (EIF) Trust Fund and Royal Government of Bhutan (RGoB).

The census and the report was prepared by a team of officials from the TCB and National Statistics Bureau (NSB) under the guidance and support of the Director General of TCB and Director of NSB.

The core team comprised of Mr. Phuntsho Gyeltshen (Dy. Chief Research Officer, TCB), Mr. Karma Chopel (Sr. Statistical Officer, TCB), Mr. Dawa Gyeltshen (Sr. Research Officer, TCB), Mr. Sonam Tshering (Asst. Tourism Officer, TCB), Mr. Tshering Wangchuk (Tourism Officer, TCB) and Mr. Jamyang Gyeltshen (Sr. Accounts Officer, TCB). The core team was supported by experts from NSB.

We would like to thank the Director of NSB and officials from NSB for the support and cooperation rendered for the census. We would like to acknowledge and appreciate the commendable work and contributions made by officials / supervisors / enumerators who were involved with the TECOB 2021 field enumerations.

We would also like to express our sincere gratitude to all the authorities and officials of the central and local government for the support and cooperation extended to the team. We would finally like to acknowledge the cooperation and support provided by the owners and managers of the tourism establishments.

CONCEPTS AND DEFINITIONS

Accommodation Services: It is an enterprise or a business unit providing rooms for short-term rentals for tourists / travelers. It includes hotels, resorts, village homestays, etc. and includes provision of meals and other related services to their clientele.

Accommodation standardization and certification system: It is a mechanism to assess the service levels and standards of an accommodation unit according to certain parameters and certify the establishment. TCB certifies accommodation services in the country.

Airport transfer: Refers to the pickup and drop-off service provided by a tour operator or hotel to its customers travelling to and from an airport

Beds: Is determined by the number of persons who can stay overnight in the beds prepared in the establishment, regardless of there being any extra beds that may be set up at a customer's request. The term 'bed' applies to a single bed, double beds being usually counted as two bed places if they are used to accommodate two persons.

Bed Occupancy Rate: Refers to the number of bed places sold during the season as a percentage either of the number of bed places available or of the total number of existing beds places during that month. In other words, it is the ratio of the actual bed nights sold to the total supply of bed nights (either the number of existing beds or the number of beds on offer). This indicator is similar to the room occupancy rate but provides a better indication of the overall level of an establishment's occupancy.

Catering services: Refers to a business of providing food services at a remote location. This service is typically provided at banquets, conventions, wedding etc.

Domestic Tourism: comprises of activities of a resident visitor within the country of reference (either as part of domestic tourism trip or an outbound trip)

Economic activity or business: Is an activity of the establishment as classified under ISIC. Generally, the main activity of the establishment is the establishment's principal source of income. If the establishment is engaged in several activities, its main activity is that which earns the biggest income or revenue.

Employment in tourism industries: Refers to the count of persons employed in tourism industries in any of their jobs or as a count of jobs in tourism industries.

Employment status:

- **Own-Account workers:** These are workers who work on their own account or with one or few partners, for example, a person who owns and operates a business without drawing any salary from the business operation.
- **Regular-paid employee:** These are workers who receive a fixed amount of salary or any compensation in kind on a regular basis in the usual business of the employer. The basic remuneration is not directly dependent upon revenue of the employing establishment.
- **Seasonal / Casual Paid employees:** These are workers working as and when a job is available in the establishment on a daily or weekly basis, and they do not have an explicit or implicit employment contract.
- **Others / unpaid workers:** This is a person who works for a business without any payment of wages or salary. This includes unpaid family workers helping his/her family business, or an individual undergoing internships with an establishment.

Establishment: An establishment is defined as an enterprise or a unit of production that engages in one kind or one main kind of economic activity within a geographical location.

In other words, an establishment is an enterprise, or part of an enterprise, that is situated in a single location and in which only a single productive activity is carried out or in which the principal productive activity accounts for most of the value added.

Food, Beverage and Entertainment: This include establishments that engage in the provision of food, drinks, beverages and entertainment for tourist outside of the main accommodation of the tourists.

Handicrafts: is defined as goods produced following traditional techniques and are identified essentially by how they are produced, their design and their link to the traditional cultures of local communities.

Inbound Tourism: Comprises the activities of a non-resident visitor within the country of reference on an inbound tourism trip.

Main economic activity: Refers to the activity that earned the largest income for the establishment.

Online booking / reservations: Refers to reservations made through an online platform using credit / debit card for payment for transaction done.

Outbound Tourism: Refers to the activities of residents of Bhutan travelling to and staying in places outside Bhutan (outside their usual environment) for a period not more 365 days and whose main purpose of trip is other than employment.

Package Tour: Refers to a set of products and services offered to the visitors that is composed of a variety of tourism characteristics products (such as transport, accommodation, food services, recreation etc.) for a certain cost. The component of a package tour might be pre-established, or can result from an 'a la carte' procedure where the visitor decides the combination of products / services he/she wishes to acquire. This can be synonymously used with 'package travel and/or package holiday.

Purpose of a tourism trip (main): Refers to the purpose in the absence of which the trip would not have taken place.

Retailing: Refers to sale of goods or merchandise from a fixed location, such as a department store, boutique or kiosk, or by mail in small or individual lots for direct consumption by the purchaser.

Revenue generated from tourists: Refers to the total cash received and receivables for goods/products and by-products sold and services rendered generated from tourists.

Reference Year: The year of operation of the establishments that is covered by the census is 2019.

Rooms: Refers to the unit formed by one or group of rooms constituting an indivisible rental unit in an accommodation establishment. Rooms may be single, double or multiple, depending on whether they are equipped to sleep one, two or several people.

The number of rooms on offer is determined by the number of rooms available for guests during the reference period, including rooms occupied by long-term guests but excluding those occupied by staff employed in the establishment. This number may be greater or less than the number of existing rooms, usually less because rooms temporarily unavailable during low season or because of maintenance are not counted.

Sauna bath: Refers to a small room or house designed as a place to experience dry or wet heat sessions, or an establishment with one or more of these and auxiliary facilities.

Seasonal Workers: Refer to individuals who were hired for a specific period of time to augment the regular employees due to high demand of clients and/or increased work demands during peak months.

Spa: Refers to an establishment that has a holistic approach to health and wellness, rest and relaxation that aims to treat body, mind and spirit by integrating a range of professionally administered health, wellness, fitness and beauty, water treatment and services

Tourism characteristic activities: Are the activities that typically produce tourism characteristics products.

Tourism characteristic products: Refers to goods and services which would cease to exist in meaningful quantity or those for which the level of consumption would be significantly reduced in the absence of visitors (e.g. accommodation services). Activities from which the products were created are termed as tourism characteristics industries.

Tourism characteristic products are those that satisfy one or both of the following criteria (IRTS 2008, para.5.10):

- a) Tourism expenditure on the product should represent a significant share of total tourism expenditure (share of expenditure/demand condition);
- b) Tourism expenditure on the product should represent a significant share of the supply of the product in the economy (share-of-supply condition). This criterion implies that a tourism characteristic product would cease to be supplied in meaningful quantities in the absence of visitors.

Tourism connected products: Refers to the goods and services that are affected significantly without tourism; or are important to tourism, independent of level of usage of the product by tourists. Similarly, activities from which the products were created are termed as tourism connected industries.

Special mention should be made of the categories 'accommodation for visitors' as an activity, and 'accommodation services for visitors' as a product. Since accommodation for visitors is consumed almost exclusively by visitors, it is a product of particular interest for tourism statistics.

Tourism Economic Census of Bhutan (TECOB): Refers to the census of tourism establishments that aims to ascertain the supply side of tourism. It targets tourism characteristic industry.

Tourism: Refers to activities of foreign and domestic visitors travelling to and staying in places other their usual environment (usual place of residence) for not more than one continuous year for leisure, business and other purposes not related to employment with pay from within the place visited.

Tourism Industries: Comprise all establishments for which the principal activity is a tourism characteristic activity. The term *tourism industries* are equivalent to *tourism characteristic activities* and the two terms are sometimes used synonymously in the IRTS 2008.

Tourism expenditure: Refers to the amount paid for the acquisition of consumption goods and services, as well as valuables, for own use or give away, for and during tourism trips. It includes expenditures by visitors themselves, as well as expenses that are paid for or reimbursed by others. Expenditure is distributed on various items in order to assess and analyze the impact of tourism on various production sectors.

Tourist category: The following categorization of tourists is in the context of Bhutan

1. Domestic tourists: Refers to resident visitors travelling within Bhutan

2. Inbound tourists: Refers to all non-resident visitors on an inbound trip to Bhutan. The following further categorization is used in the context of Bhutan.

a. Visitors/ tourists from MDPR (Minimum Daily Package Rate) paying

countries: Refers to all visitor arrivals from MDPR paying countries to Bhutan for any other purpose than to be employed in Bhutan. All leisure arrivals are required to pre-book their tours to Bhutan through a Bhutanese tour operation paying a Minimum Daily Package Rate (MDPR) [US\$ 250 per person per night during peak season (March, April, May, September, October, November) and US\$ 200 per person per night during season (June, July, August, December, January, February)] for an all-inclusive package tour to Bhutan.

b. Visitors from non-MDPR paying countries: The non-MDPR paying countries include Bangladesh, India and Maldives. All leisure arrivals from these countries are levied a Sustainable Development Fee of Nu. 1,200 per person per night.

Tour services: Refers to services that include tourist guides, transport equipment that can be rented.

Tour Packaging Services: Refers to a packaged holiday or package tour that consists of transport and accommodation and other services advertised and sold together by a vendor known as a tour operator. Other services may be provided like a rental car, activities or outings during the holiday.

Tourism activities: Refers to all activities that foreign and domestic visitors engage in during a trip or while on a trip. It is not restricted to what could be considered as ‘typical’ tourism activities such as sightseeing, visiting sites etc. From an economic point of view, the basic activity of foreign and domestic visitors is the acquisition of consumption goods and services to satisfy individual or collective needs and wants.

Tourism sector: The tourism sector is the cluster of production units in different industries that provide consumption goods and services demanded by visitors. Such industries are called tourism industries because visitor acquisition represents such a significant share of their supply that, in the absence of visitors, their production of these would cease to exist in meaningful quantity.

Travel Agency / Tour Operators: Refers to an establishment engaged in the business of extending to individuals or groups, such as services pertaining to arrangements and bookings for transportation and/or accommodation, handling and/or conduct of inbound tours whether or not for a fee, commission or any form of compensation. Tour operator typically combines tour and travel components to create a holiday.

Valet Parking: Refers to the service provided by some hotels, restaurants and airports whereby an employee parks people’s car for them on arrival and brings the car back for them on departure.

Visit: Refers to a stay in a place visited during a tourism trip.

Visitors: Refers to a traveler taking a trip to a main destination outside his / her usual environment, for less than a year, for any main purpose other than to be employed by a resident entity in the country / place visited.

ABOUT US

The Tourism Council of Bhutan (TCB) is the apex tourism organization responsible for the development, promotion and regulation of tourism in the country.

Vision

A green, sustainable, inclusive and a high value tourism destination.

Guiding Principles

- i. Develop and promote forms of tourism that is consistent with our national development philosophy of Gross National Happiness (GNH).
- ii. Promote High value, Low volume tourism.

High value, Low volume Tourism

Targeting mindful and responsible visitors, creating good value for money experiences, high revenue and yield, quality infrastructure and tourism products and services and Brand Bhutan.

While ensuring that the number of tourists Bhutan receives is consistent with the absorptive carrying capacity of our natural endowment, socio-cultural values and infrastructure and does not exacerbate our vulnerabilities as a small nation.

- iii. Promote tourism that does not undermine national security and does not erode our tangible and intangible cultural and environment.
- iv. Promote inclusive and equitable growth.
- v. Ensure sustainable tourism development.

Mandates

1. Tourism Policy and Planning
2. Regulation and Monitoring
3. Facilitation and Coordination
4. Development, Promotion and Branding of tourism products and services
5. Human Resource Development
6. Certification and Accreditation of tourism services and facilities

Connect with Us

For Industry: www.tourism.gov.bt | For visitors: www.bhutan.travel

 [destinationbhutan](https://www.facebook.com/destinationbhutan)  [tourisimbhutan](https://www.instagram.com/tourisimbhutan)  [tourisimbhutan](https://twitter.com/tourisimbhutan)  [tourisimbhutan](https://www.youtube.com/tourisimbhutan)

CHAPTER 1 – INTRODUCTION, CENSUS METHODOLOGY & OPERATIONS

Tourism is a social, cultural and economic phenomenon related to the movement of people to places outside their usual place of residence to a different country or a different place within the country, pleasure being the usual motivation. These activities represent the actions and behaviours of people in preparation for and during a trip in their capacity as consumers. The activities carried out by a visitor during the travel results in an economic activity through the acquisition of goods and services creating demand for growth of such businesses and other related businesses.

Tourism is considered as a driver and contributor to the economic growth of a country. As an important economic sector, tourism has an impact on the economy, the natural and built environment, the local population at the places visited and the visitors themselves. Owing to this range of impacts and the wide range of stakeholders involved, there is a need for a holistic approach to tourism development, management and monitoring. Only with timely and adequate data that generate credible statistics, it is possible to undertake different types of analysis of tourism. This is essential in order to evaluate the different aspects of tourism and to support and improve policy decision-making.

Tourism statistics are necessary for designing marketing strategies, strengthening inter-institutional relations, evaluating the efficiency and effectiveness of management decisions and measuring tourism throughout the national economy.

Towards this end, the Tourism Council of Bhutan (TCB) has initiated the development of a proper System of Tourism Statistics (STS) for Bhutan to provide a basic framework for coordinating and integrating statistical information on tourism including statistics on national tourism to support evidence based policy formulation, development planning, marketing and promotion, monitoring and evaluation and regulation. The development of STS will also provide a sound basis and foundation to compute Tourism Satellite Account (TSA) for Bhutan to measure the size and contribution of tourism to the national economy.

Background of the census

In order to understand and describe supply side of the tourism in the country, it is important to understand the supply of consumption goods and services that the visitors might demand. Tourism supply is the direct provision to visitors of the goods and services that make up tourism expenditure and economic contribution of tourism. Establishment

is used as the unit which provides data for the analyses of production and production processes.

Establishment is defined operationally as ‘an enterprise’, or part of an enterprise, that is situated in a single location and in which only a single productive activity is carried out or in which the principal productive activity accounts for most of the value added. While some dispersed and fragmented basic information exist in the pockets of various sectors on tourism establishments, there is no comprehensive official information on tourism industries. Without the information and statistics on tourism establishment it will be difficult to ascertain the significance of tourism to the national economy and also undertake basic analysis and assessments.

The Tourism Establishment Census of Bhutan (TECOB) 2021 was initiated to *assess the characteristics of the tourism establishments in the country* and to provide data on tourism characteristic establishments. TECOB is a nationwide census of establishments in the formal sector engaged in tourism characteristics and health and wellness industries. TECOB is a complete enumeration of tourism establishments at a point in time with respect to well-defined tourism characteristic industries operating in the country. The census collects information on the available supply of tourism goods, products and services in the country.

The tourism industry in the country has grown over the years to become one of the major economic sectors contributing significantly towards socioeconomic development of the country. This development has led to the growth in business and establishment in the tourism industry and related industries. The current and the future census shall enable the government to measure the changing pattern and structure of the tourism industry.

The TCB conducted the first TECOB in March-April 2021 with financial support of the Enhanced Integrated Framework (EIF) Trust Fund and RGOB and with technical assistance from the National Statistics Bureau (NSB).

The census collected basic information for all tourism establishments in operation during the period of census enumeration to primarily generate supply side indicators that will complement the demand side data towards the development of TSA for Bhutan. The census will be implemented with the objective of getting data from establishments that provide services to the tourist in various sub-sectors such as accommodation, food, beverage and entertainment, transport, tour operators and other tourism establishments such as retail shops/services, taxi drivers etc.

Objective

The main objective of TECOB 2021 is to *assess the characteristics of the tourism establishments in the country* and to provide data on tourism characteristic establishments. The census has the following specific objectives:

- Provide data on the supply and capacity in terms of facilities and services
- Gather data on employment by sex, hours of work, occupation and nationality
- Gather data on revenue generated from both domestic and inbound tourists
- Provide key information for TSA

Scope and coverage

The TECOB is a nationwide census of establishments in the formal sector engaged in tourism characteristic industries in 2019. Tourism industries comprise all establishments for which the principal activity is a tourism characteristic activity. The household-based establishments like Taxi and Travel Agent / Tour Operators were also covered in this census.

Tourism characteristic industries as defined in the IRTS 2008 (International Recommendation of Tourism Statistics) as follows;

- **Tourism characteristic activities:** Tourism characteristic activities are the activities that typically produce tourism characteristic products. As the industrial origin of a product (the ISIC industry that produces it) is not a criterion for the aggregation of products within a similar CPC category, there is no strict one-to-one relationship between products and the industries producing them as their principal outputs (IRTS 2008, para. 5.11).
- **Tourism characteristic products:** Tourism characteristic products are those that satisfy one or both of the following criteria (IRTS 2008, para. 5.10). a) Tourism expenditure on the product should represent a significant share total tourism expenditure (share-of-expenditure/demand condition); b) Tourism expenditure on the product should represent a significant share of the supply of the product in the economy (share-of-supply condition). This criterion implies that the supply of a tourism characteristic product would cease to exist in meaningful quantity in the absence of visitors.

Tourism connected industries are excluded from the coverage of the TECOB.

Census Methodology and Operations

- **Frame**

The frame for the TECOB is the list of establishments that were operational in 2019. The Economic Census of Bhutan conducted by NSB was used as benchmark for the development of the frame. Due to lack of proper list / frame for Taxi, the fresh listing of 2,991 Taxis was carried out by the field supervisors and enumerators.

- **Sampling Design of Household-based Establishments**

This mainly comprise of taxis. The sample size of 408 was determined based on $p=0.5$, which was 14% of the total population listed. A stratified sampling was adopted to provide estimates and Taxis in Dzongkhags were selected using Simple Random Sampling. Out of 408 Taxis 298 completed the interviews and non-response rate was adjusted to derive weight and calculate estimates at national level.

- **Unit of enumeration**

The unit of enumeration are the establishments. An establishment is defined as an economic unit, which engages, under a single ownership or control, in one or predominantly one kind of economic activity at a single fixed physical location.

- **Data collection**

The data was collected from tourism establishments through CAPI/PAPI interviews during the months of March and April 2021.

Follow-ups were done through telephones to validate and seek additional clarifications on the data collected.

- **Main outputs**

The main outputs of the TECOB is to gather data on the number of tourism characteristic establishment, employment in the tourism industry and revenue generated.

- **Employment size**

The size of an economic unit is determined by its total employment (TE) as of specific date. Total employment (TE) refers to the total number of persons who work in or for

the establishment. This includes paid employees, working owners, unpaid workers and all employees who work full-time or part-time including seasonal workers. Included also are persons on short term leave such as those on sick, vacation or annual leaves.

- **Key results**

Number of establishments by type/category

Total employment

Visitor turnover

Capacity

Occupancy

Revenue & Expenditure

- **Classifications and definitions:**

The classifications and definitions used are consistent with:

- o World Tourism Organisation (UNWTO) international recommendations on Tourism Statistics
- o National Statistics Bureau (NSB) definitions and concepts

- **Survey Instrument**

- *Questionnaire*

Since the TECOB was being conducted for the first time in Bhutan, the UNWTO guidelines 'International Recommendations for Tourism Statistics 2008' was used as the primary resource. In addition, other countries' census and surveys on tourism establishments including questionnaires were reviewed for drafting of the census questionnaire. Different versions of the questionnaire were drafted and discussed with stakeholders.

The main questionnaires used contained the following modules:

- o Accommodation
- o Food, Beverage and Entertainment / Restaurants
- o Transport operators / Tour or travel agents
- o Health and wellness
- o Other tourism activities

The international standards, concepts and definitions as well as national requirements were considered in the development of the questionnaire. The consultation workshop with relevant stakeholders were conducted on the draft questionnaire before finalizing.

- **Manuals**

Following the finalization of the questionnaires, field manuals were developed to guide the enumerators and supervisors during the enumeration. These manuals also provide the basis for the enumerators and supervisor training before the enumeration.

Enumerators Manual: The manual comprises the concepts and definitions used, interview procedures and detail explanation on the questions.

Supervisors Manual: The manual comprises detailed instructions to ensure data quality as well as field enumeration procedures.

- **Pre-Test**

The questionnaires and manuals were tested in a pilot census and revised on the evaluation of the pilot experience.

- **Selection and Training of Census staff**

For the TECOB, 13 supervisors and 52 enumerators were recruited who were working in the tourism industry and who had prior experience in data collection using CAPI.

A week long training program covering census methodology, questionnaire, concepts and definitions and use of data capturing applications was conducted. During the training, the census staff were introduced to the general backgrounds of the census and the concepts and definitions of the terms contained in the questionnaire. They were also trained in the various enumeration procedures and in recording responses to the questionnaire electronically in the tablets provided to them. Mock interviews in different dialects were conducted among the enumerators to equip them with interviewing techniques during the training sessions. At the end of the training period, they were sent for a field test to get further practical experience and get adapted with the tablet and the questionnaire before the actual census enumeration.

- **Field Operations**

The enumerators and supervisors were divided into 13 teams based on the establishment listing and the geographical locations. Each team was led by a supervisor and was deployed in the field for a period of 31 days. The field data collection was done using CAPI method. The data consistency checks were done by the supervisors during the field enumerations and approved by head office on a daily basis. Incomplete and unclear questionnaires were sent back to the supervisors and enumerators by the HQ for completion.

In cases where the enumerators were not able to locate the establishment, follow-ups through phone calls and emails were carried out after the completion of the field operations

- **Data processing and analysis**

The questionnaire was designed in the survey solutions application developed by the World Bank. The data were exported from the survey solution server. The coding and revalidation were done by coders at the head office.

The further data validation, cleaning and tabulation were done using statistical software (STATA) ver.15.

- **Analysis and Reporting**

During the census preparation phase, a detailed outline and tabulation plan was developed. Upon completion of an operational data set, a set of basic tables were produced in accordance with the tabulation plan. This was used as a basis for the presentation and analysis of results in the census report.

The analysis results and report chapters that were produced by the census team underwent several rounds of internal review before finalization.

- **Census Quality Assurance**

In order to ensure the quality of the census, international standards and procedures for conducting a Tourism Establishment Census including application of relevant international classifications (UNWTO) and national classifications (NSB) have been used consistently throughout the census enumeration and reporting.

Further, the results of the TECOB was validated with experts from NSB for final reporting.

Limitations of the census

- Many of the listed establishments could not be enumerated, mostly because they were closed due to the COVID-19 pandemic or were seasonally inactive, could not be located, or refused to respond during the census. This amounts to 16.17% of the tourism establishments targeted by the census.

CHAPTER 2 – OVERVIEW OF TOURISM ESTABLISHMENTS IN BHUTAN

1. Introduction

An establishment is an enterprise, or part of an enterprise, that is situated in a single location and in which only a single productive activity is carried out or in which the principal productive activity accounts for most of the value added

This chapter presents an overview of the different tourism establishments operational in Bhutan in 2019. The tourism establishments are broadly categorized as follows:

- Accommodation
- Food, Beverage and Entertainment
- Transport, Tour Operator / Travel Agencies and Reservation Services
- Health and Wellness
- Other Tourism Activities

2. Tourism Characteristics Industries (Establishments)

The final results of the Tourism Establishment Census of Bhutan (TECOB) show that there were a total of 6,835 establishments covered that were engaged in tourism characteristic activities in 2019. Transport Operations, Tour and Travel Agencies had the highest number of establishments with 3,818 establishments which constituted 56% of all establishments. This was followed by food and beverages with 2,248 establishments or 33% of all establishments. Accommodation ranked in the third place with 573 establishments (8%). Health and wellness had the least number of establishments with 46 establishments (1%). Other tourism activities followed with the second lowest number of establishments with 150 establishments (2%).

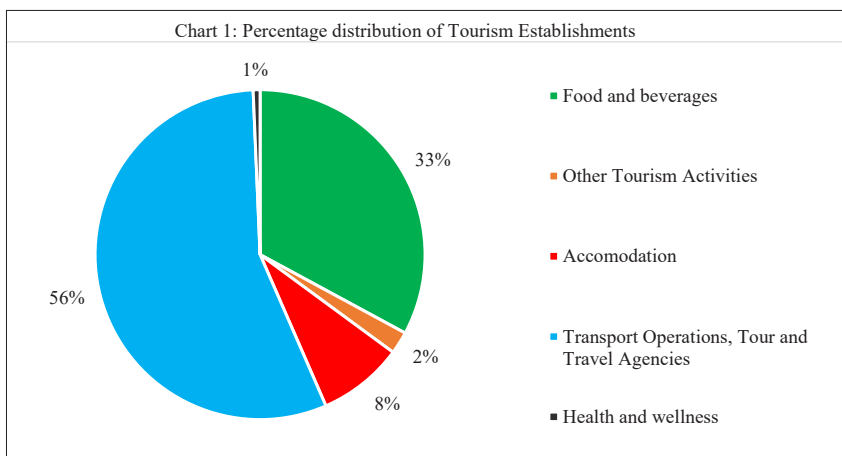
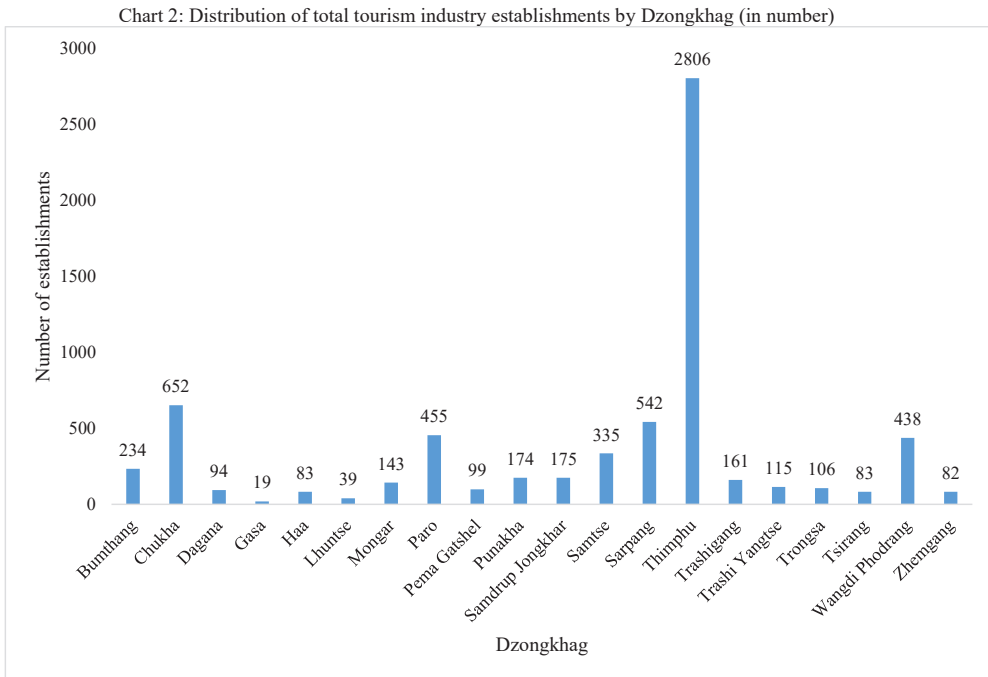


Table 1: Distribution of tourism establishment types by sub-categories

Tourism Characteristic Industries	Sub-Categories of Tourism Establishment	No. of Establishments
Transport Operator, Tour / Travel Agencies & Reservation Services	Tour Operators / Travel Agencies	714
	Reservation Services	65
	Land Transport (Taxi)	2,991
	Land Transport (Scheduled/non-scheduled Buses)	28
	Car Rental	17
	Air Transport	3
	TOTAL	3818
Food, Beverage and Entertainment	Restaurants / Fastfood outlets	1,383
	Mobile Food / Catering	20
	Coffee Shop / Cafeteria	17
	Night Club / Drayangs	110
	Bar and Cocktail Lounge	713
	Others	5
TOTAL	2,248	
Accommodation	3 Star	96
	4 Star	8
	5 Star	10
	TCB non-certified	320
	Village Homestays	134
	Campsites / cottage	3
	Others (apartments etc.)	2
TOTAL	573	
Health and Wellness	Clinics	9
	Spa & Wellness	29
	Hot Spring & Hotstone bath	8
	TOTAL	46
Other Tourism Activities	Museums	4
	Rafting / Kayaking	3
	Handicrafts	123
	Botanical Gardens	5
	Art Galleries	9
TOTAL	150	

Distribution of establishments by Dzongkhag

In terms of distribution, majority of the establishments are located in Thimphu with 2,806 establishments or 41% of the total number of establishments. This is followed by 652 establishments (10%) in Chukha. Ranking third in terms of distribution is Sarpang with 542 (8%) establishments. Gasa had the lowest number of establishments with 19 (0.2%) establishments.



In terms of establishments by tourism characteristic activities Paro recorded 90 accommodation services, Thimphu with 82, Bumthang 57, Chukha 50, Sarpang 39 and Punakha with 38. Thimphu had the highest number of Food, Beverage and Entertainment services with 418 followed by Chukha 383, Samtse 200, Sarpang 194, Paro 170 and Sandrup Jongkhar 122. In terms of Transport, Tour / Travel Agencies and Reservation Services Thimphu had 2,221, Sarpang 306, Chukha-192, Paro 160 and Samtse 127. Bumthang (1), Chukha (32), Haa (2), and Sarpang (1) also recorded Tour / Travel agency establishments. Likewise majority of the Health and Wellness services were located in Chukha (19), Thimphu (15) Paro (6) and Other Tourism Activities in Thimphu (70), Paro (29) and Punakha (17).

3. Tourism Employment

The total tourism employment is estimated at 52,174 individuals employed across the different Tourism Characteristic Industries. Tourism Employment includes both the direct and indirect employment. A total of 26,087 individuals have been directly employed in the tourism establishments while another 26,087 indirect employments. The direct employment has been derived from the Census while the indirect employment is derived by using employment multiplier effect of 2. For every one direct employment, additional one indirect employment is created as a result of the cross-sectoral nature of the tourism industry.

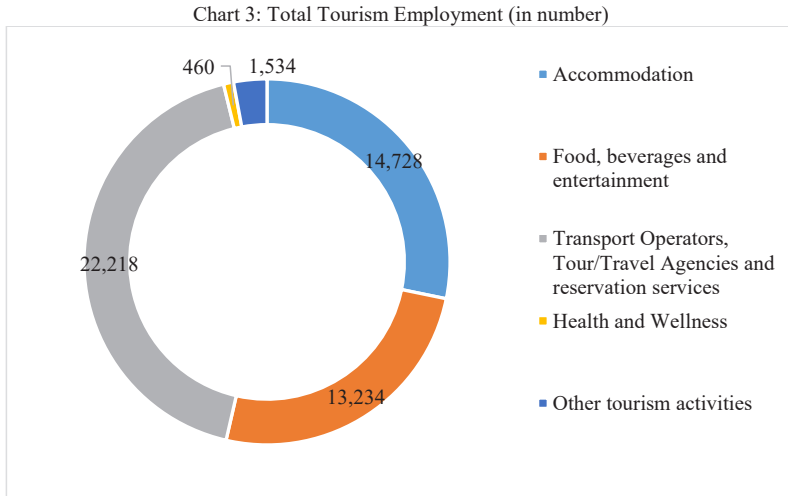
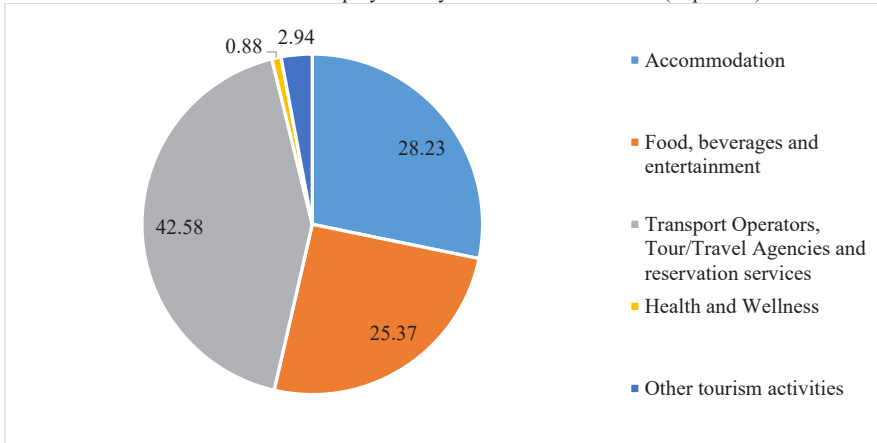


Table 2: Total Tourism employment by sex by tourism characteristic industries (in number)

Tourism Characteristics Industries	TOTAL Tourism Employment		
	Male	Female	Total
Accommodation	6,546	8,182	14,728
Food, beverages and entertainment	8,342	4,892	13,234
Transport Operators, Tour/Travel Agencies and reservation services	17,712	4,506	22,218
Health and Wellness	162	298	460
Other tourism activities	734	800	1,534
Total	33,496	18,678	52,174

Chart 4: Total Direct Employment by Tourism Establishments (in percent)



The tourism industry has generated an estimated 26,087 direct employments across the different tourism establishments in 2019. Majority of the employments is in the Transport Operators, Tour/Travel Agencies and Reservation Services with 42.58% followed by Accommodation 28.23%, Food, Beverage and Entertainment 25.37% and others.

Table 3: Total Direct Employment by sex by tourism characteristics industries (in number)

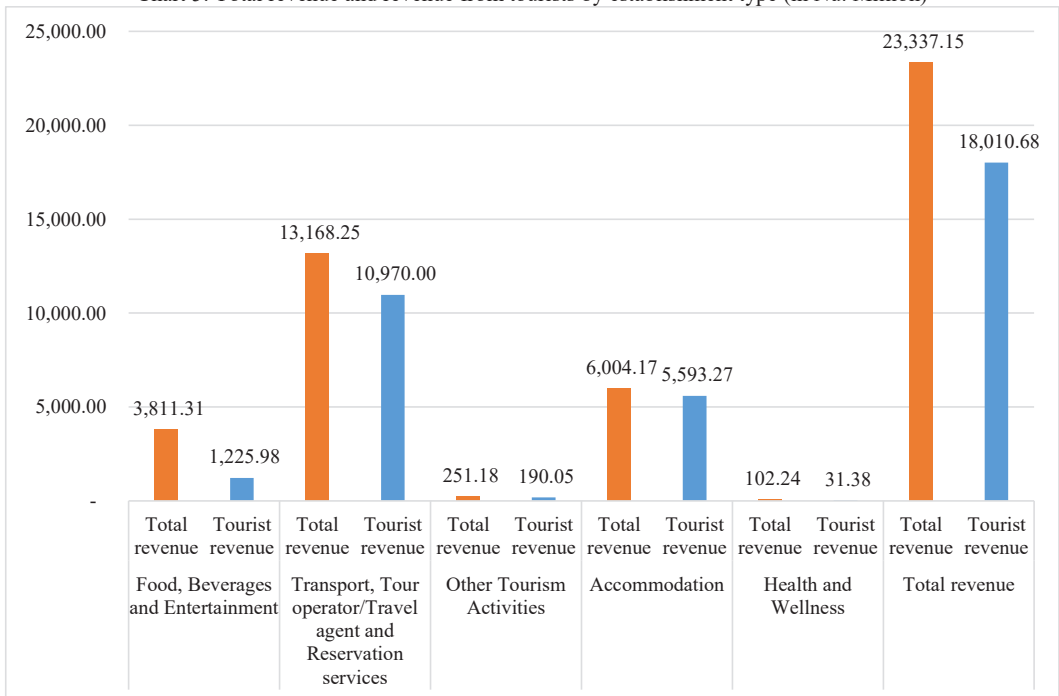
Tourism Characteristics Industries	Establishment	Total Direct Employment		
		Male	Female	Total
Accommodation	573	3,273	4,091	7,364
Food, beverages and entertainment	2,248	4,171	2,446	6,617
Transport Operators, Tour/Travel Agencies and reservation services	3,818	8,856	2,253	11,109
Health and Wellness	46	81	149	230
Other tourism activities	150	367	400	767
Total	6,835	16,748	9,339	26,087

There were 16,748 males (64.20%) and 9,339 Female (35.80%) directly employed in the tourism industry. More female was employed in accommodation, health and wellness and other tourism activities than male.

4. Tourism Revenue

The gross revenue generated by tourism characteristic activities in 2019 was Nu. 23,337.15 million. Majority of the revenue was earned from Transport, Tour operator/Travel agent and Reservation services with Nu. 13,168.25 million which accounted for 56.43% of the total revenue. This was followed by Accommodation with Nu. 6,004.17 million constituting 25.73%. Health and Wellness generated the least revenue with 102.24 million or 0.44%. The revenue generated from tourist in 2019 amounts to 18,010.68 million, which was 77.18% of total revenue for all establishments. Similar to gross revenue, the Transport, Tour operator/Travel agent and Reservation services accounted the highest share with 60.91% of the total tourist revenue. The total revenue generated from tourist by Accommodation industry was Nu. 5,593.27 million or 31.06%.

Chart 5: Total revenue and revenue from tourists by establishment type (in Nu. Million)



CHAPTER 3 – ACCOMMODATION

1. Introduction

Accommodation Services refers to an enterprise or business unit providing rooms for short-term rentals for tourists / travelers. It includes hotels, resorts, village homestays, etc. and includes provision of meals and other related services to their clientele. Accommodation establishments are key variables in the tourism sector and to a large extent influence the development of tourism in the destinations.

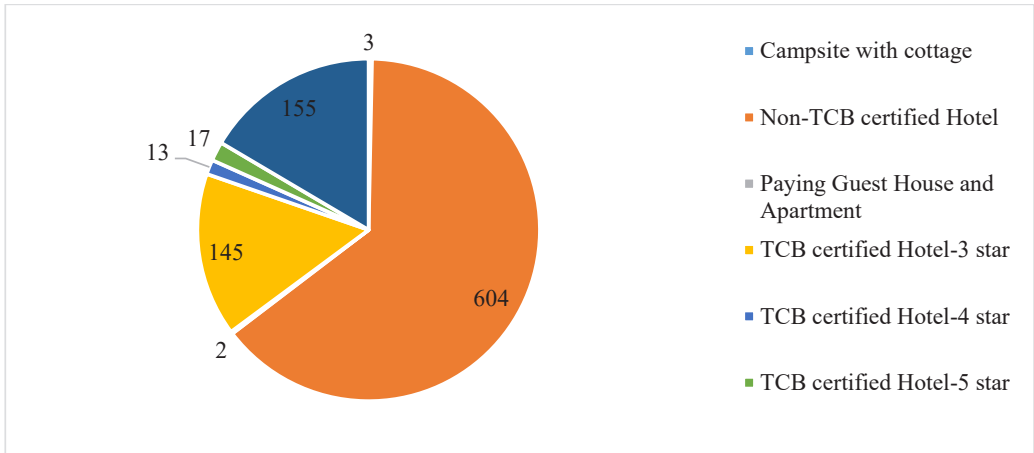
Currently the accommodation services in Bhutan are categorized as TCB certified accommodations and non-TCB certified accommodations catering to Non-MDPR paying tourists and locals. Given this situation, it was difficult to determine the frame for non-TCB certified accommodations. However, after taking over the mandates of the non-certified hotels, TCB is in the process of working on a national accommodation system whereby all accommodation services in the country will be classified and certified through a single accommodation system. This will enable us to develop a comprehensive frame for all accommodations services in the country. The categories of hotels under the TCB certified accommodations are 5-star accommodation, 4-star accommodation, 3-star accommodation and Village Homestays. Foreign Direct Investments (FDI) in the tourism sector is currently only in 4-star and 5-star accommodation sector. There are a total of 20 FDI hotels operational in the country.

Accommodation /hotel classification systems are widely used in the accommodation sector as a means of providing an indicator to both consumers and intermediaries on the standards to be found at individual establishments.

2. Number of Establishment

There were a total of approximately 939 accommodation services operational in 2019. However, many of these accommodation establishments could not be enumerated mainly because they were closed due to the COVID-19 pandemic or were seasonally inactive, could not be located, or refused to respond during the census. A total of 573 accommodations were covered during the census.

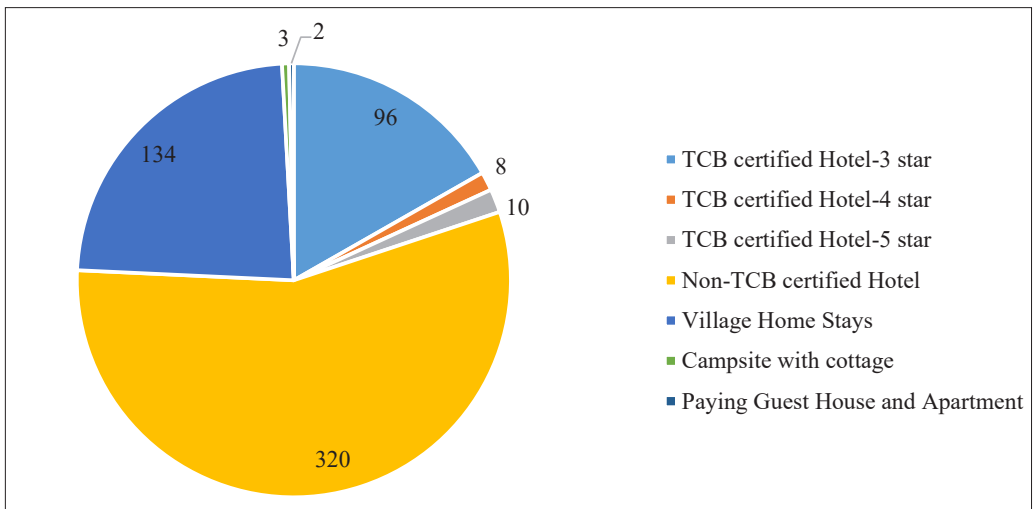
Chart 6: Accommodation services operational in 2019 by type (in number)



A total of 573 accommodations were covered by the census. The remaining were closed due to the COVID-19 pandemic or were seasonally inactive, could not be located, or refused to respond during the census.

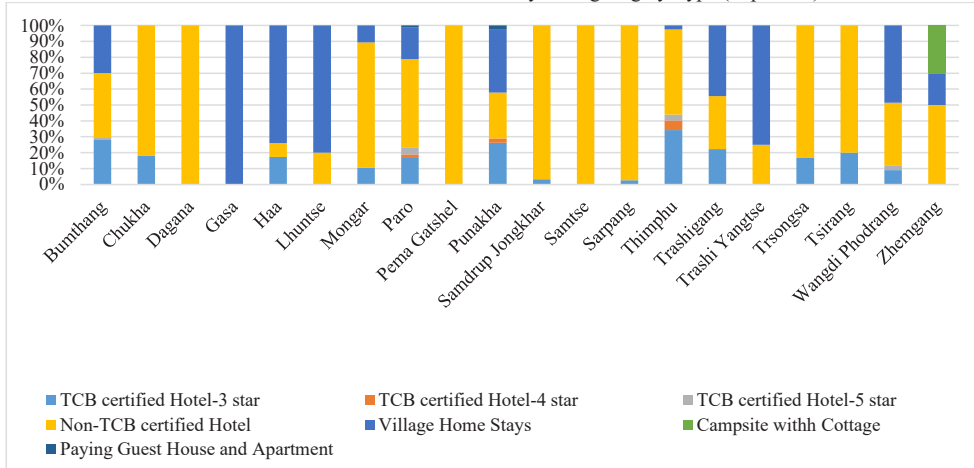
153 star rated accommodation services, 149 village homestays, 320 non-TCB certified accommodation services and 5 others were covered by the census. The findings presented below refers to the total accommodation services covered by the census.

Chart 7: Number of Accommodation Services covered by Census by type (in number)



Bumthang, Chukha, Paro, Punakha, Thimphu, and Wangdi Phodrang has the majority of all types of accommodation services. Majority of the non-TCB certified accommodation are located in Dagana, Pema Gatsel, Samtse, Sarpang, Tsirang and Zhemgang while Gasas, Haa, Lhuentse, Trashigang, Trashhi Yangtse has more village homestay facilities.

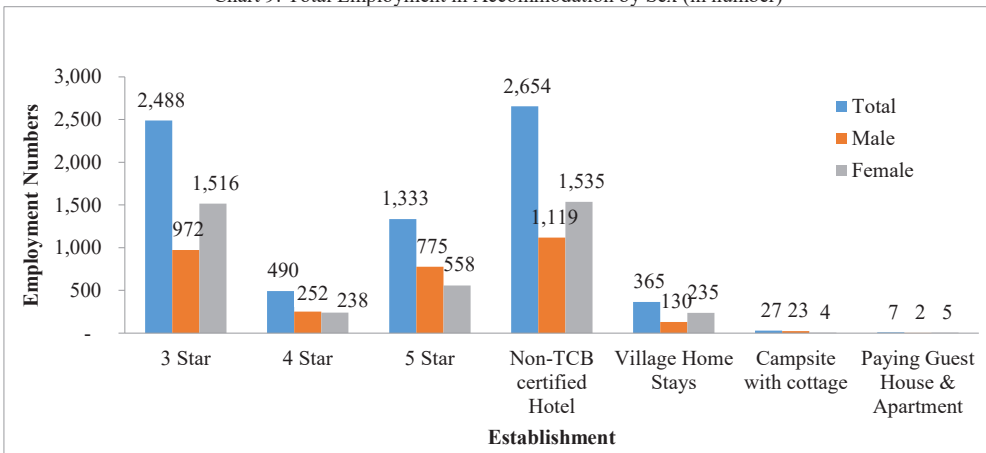
Chart 8: Distribution of Accommodation by Dzongkhag by Type (in percent)



3. Employment

The Accommodation Establishments has employed (direct employment) a total of 7,364 individuals of which 4,091 are females and 3,273 are males. On an average 13 individuals are employed in the accommodation services with an average employment of 26 in 3star properties, 61 in 4 star, 133 in 5 star, 8 in non-TCB certified accommodation services. The detailed employment by establishments is presented below;

Chart 9: Total Employment in Accommodation by Sex (in number)



Of total employment 6,770 (2,891 males & 3,879 females) are Bhutanese and 594 (382 males & 212 females) are Non-Bhutanese.

Chart 9: Employment in Accommodation Services by Sex by Nationality (in number)

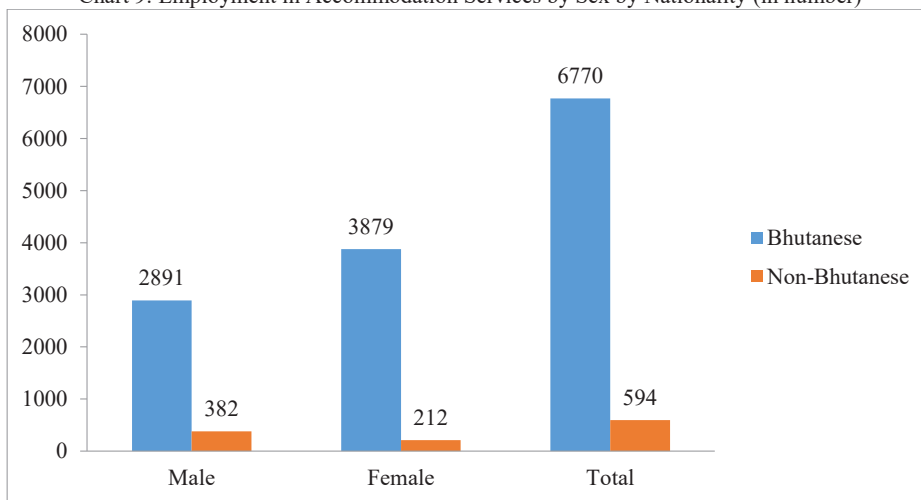


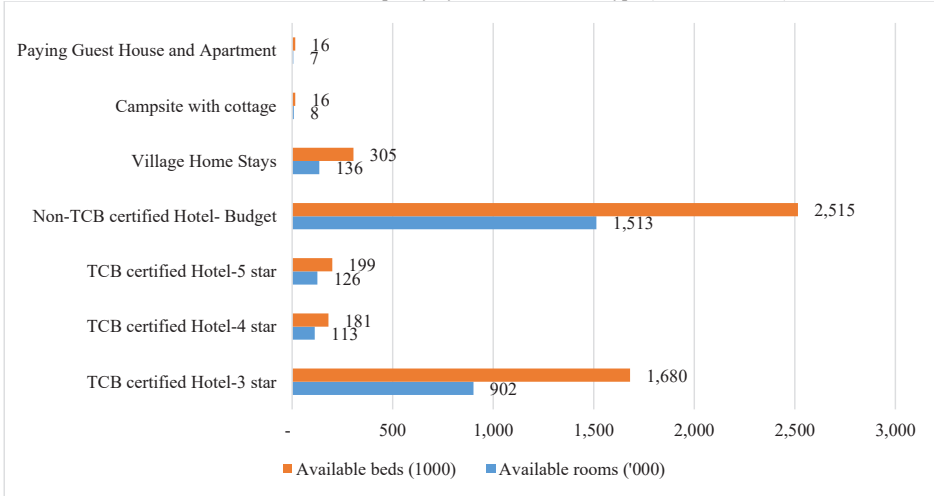
Table 4: Employment in Accommodation Services by Sex by Nationality (in number)

Main activity	Establishment	Total Employment			Bhutanese			Non-Bhutanese		
		Total	Male	Female	Total	Male	Female	Total	Male	Female
TCB certified Hotel-3 star	96	2,488	972	1,516	2,391	907	1484	97	65	32
TCB certified Hotel-4 star	8	490	252	238	471	238	233	19	14	5
TCB certified Hotel-5 star	10	1,333	775	558	1,304	748	556	29	27	2
Non-TCB certified Hotel- Budget	320	2,654	1,119	1,535	2,205	843	1362	449	276	173
Village Home Stays	134	365	130	235	365	130	235	-	-	-
Campground/campsite (with cottage)	3	27	23	4	27	23	4	-	-	-
Other-Paying Guest House and Apartment	2	7	2	5	7	2	5	-	-	-
	573	7,364	3,273	4,091	6,770	2,891	3,879	594	382	212

4. Capacity

Capacity refers to the number of rooms / bed available for use by tourists/travelers. Total room capacity for all accommodation is 2,804,298 rooms and 4,912,386 bed capacity in a year.

Chart 10: Bed and Room Capacity by Accommodation Type (in number '000')

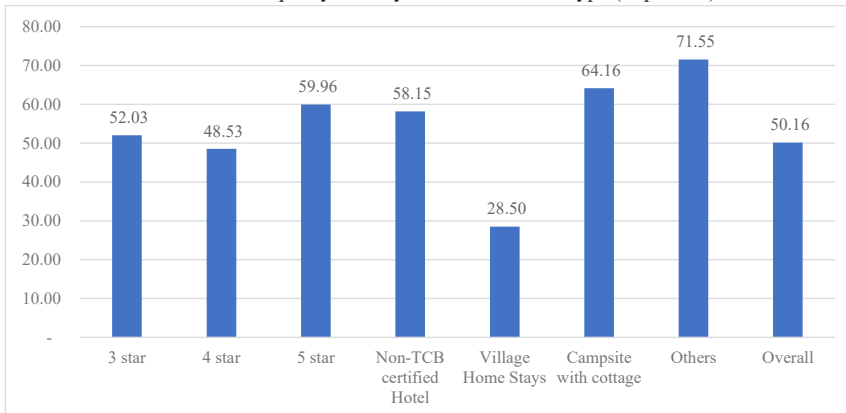


5. Occupancy

Occupancy refers to the total number of rooms / beds occupied from the available supply during the year. Occupancy estimates was determined from the census findings as reported by the respondents.

The average room occupancy for accommodation sector is recorded at 50.16% while the average bed occupancy was recorded at 43.76% for all accommodation.

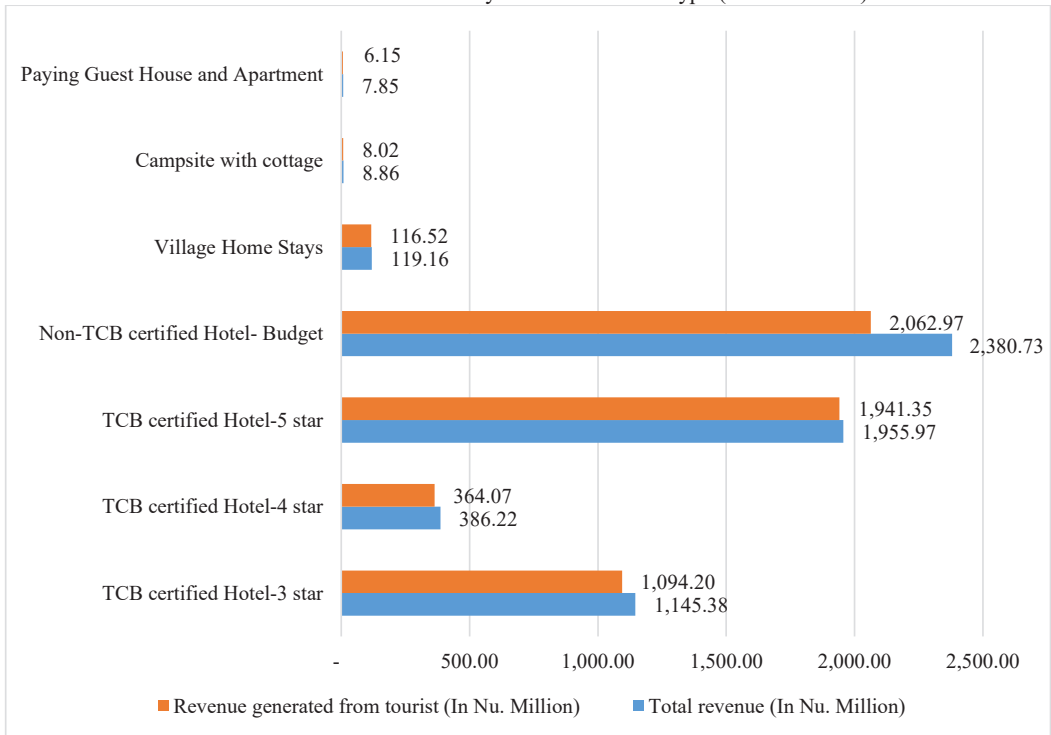
Chart 11: Occupancy Rate by Accommodation Type (in percent)



6. Revenue

The total revenue generated by accommodation sector as reported during the census is Nu. 6,004.17 million of which Nu. 5,593.27 (93.16%) is contributed by tourist (Domestic and International).

Chart 12: Revenue Generated by Accommodation Type (in Nu. Million)



7. Facilities and Services

Table 5: Accommodation type by Facilities (in number)

Establishment type & number	Facilities												
	Restaurant & coffee	Recreation	Transport	Parking	Online reservation	e-payment	Internet	Forecast	Specialty	Duty free	Ban hall	Con-hall	Kitchen
3 Star	96	91	8	21	67	77	62	92	35	26	3	0	0
4 Star	8	7	1	2	7	6	6	8	6	4	0	0	0
5 Star	10	10	7	6	8	9	10	10	9	7	0	1	0
Non-TCB certified Hotel	32	269	10	22	175	91	93	160	22	23	7	1	8
Village Home Stays	13	38	3	6	69	17	27	7	12	1	0	0	0
Campsite with cottage	3	1	1	0	1	2	3	1	0	0	0	0	0
Paying Guest House & Apartment	2	1	0	0	0	0	0	1	0	0	0	0	0
	57	417	30	57	327	202	201	279	84	61	10	2	9
3													1

Table 6: Accommodation type by Services (in number)

Establishment	Number	Secondary Activities						
		Medical	Spa	Tour	Laundry	Airport transfer	Cultural	Valet parking
3 Star	96	36	32	16	93	32	25	15
4 Star	8	4	8	0	8	1	5	4
5 Star	10	5	10	7	10	7	9	5
Non-TCB certified Hotel	320	55	14	14	157	26	20	25
Village Home Stays	134	23	0	8	39	0	26	5
Campsite with cottage	3	1	0	1	1	0	2	0
Paying Guest House & Apartment	2	0	0	0	1	0	0	0
Total	573	124	64	46	309	66	87	54

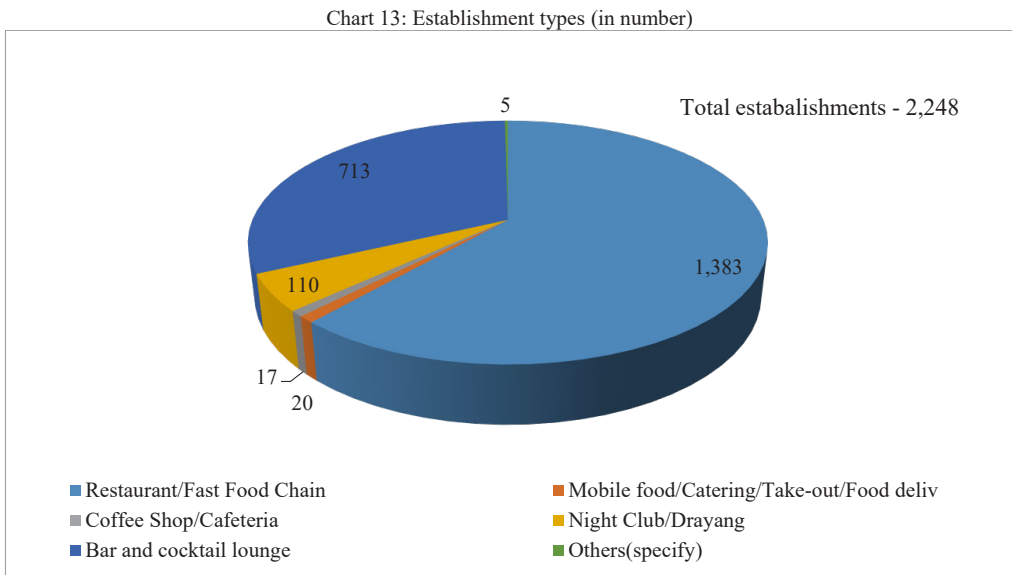
CHAPTER 4 – FOOD, BEVERAGE AND ENTERTAINMENT

1. Introduction

This chapter covers the food, beverage and entertainment tourism characteristic establishments. This comprises of establishments or businesses that offer primarily beverages, food and entertainment services to its customers.

2. Number of Establishment

There were a total of 2,248 foods, beverage and entertainment establishments in the country. Over 60% of these establishments were restaurants / fast food chains followed by bars and cocktail lounges (31.7%) and night clubs and drayang (4.9%).



In terms of the geographical distribution, Thimphu has the highest number of establishments under this category with 418 establishments followed by Chhukha (mainly Phuentsholing) with 383. Whereas Gasa has the least with only 12.

Table 7: Establishment type distribution by Dzongkhag (in number)

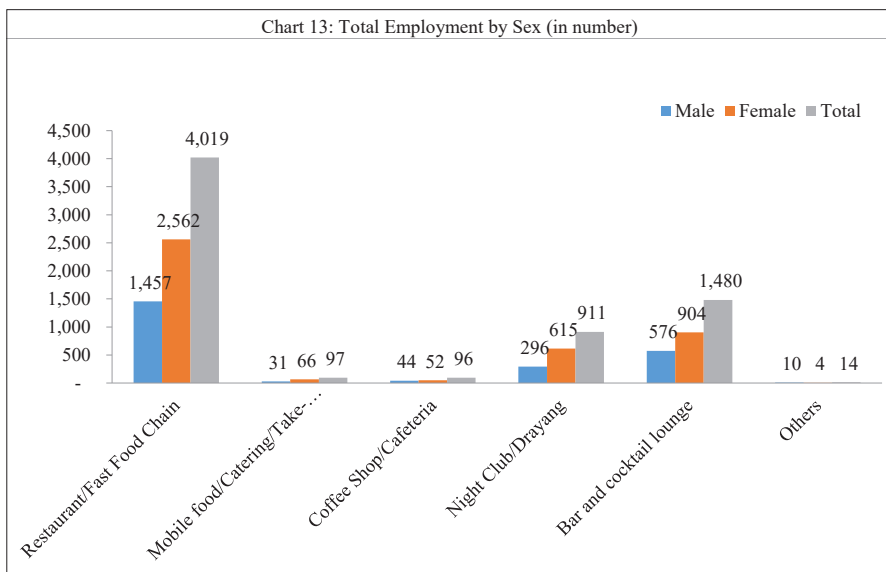
Dzongkhag	Restaurant/ Fast Food	Mobile food / Catering	Coffee Shop/ Cafeteria	Night Club/ Drayang	Bar and cocktail lounge	Others	Total
Thimphu	332	10	8	24	41	3	418
Chukha	225	5	4	19	129	1	383
Samtse	86	-	1	3	110	-	200
Sarpang	61	-	-	9	124	-	194
Paro	117	1	2	13	37	-	170
Samdrup Jongkhar	58	-	-	6	58	-	122
Wangdi Phodrang	71	-	-	-	25	-	96
Trashigang	71	-	-	-	11	-	82
Pema Gatshel	29	-	-	-	49	-	78
Mongar	43	1	1	4	20	-	69
Zhemgang	35	-	-	-	34	-	69
Punakha	51	-	1	9	5	-	66
Dagana	29	1	-	2	27	-	59
Bumthang	41	-	-	11	-	-	52
Trongsa	38	-	-	3	8	-	49
Tsirang	29	-	-	1	9	-	39
Trashi Yangtse	29	1	-	3	5	-	38
Haa	22	-	-	2	10	1	35
Lhuntse	7	1	-	1	8	-	17
Gasa	9	-	-	-	3	-	12

Likewise, Thimphu has the highest number of restaurants / fast food chains, mobile food / catering / food delivery, coffee shop / cafeteria, night clubs / drayang and other types of establishment while Chukha (mainly Phuentsholing) has the highest number of bars and cocktail lounges followed by Sarpang.

3. Employment

A total of 6,617 individuals are directly employed in the different establishments under this sub-sector of which are 4,203 are female and 2,414 males with an average of 3 individuals employed in each establishment unit.

From the activities Restaurants / Fast Food Chains employed the highest employees with 4,019 followed by 1,480 Bars and Cocktail Lounges, 911 by Night Clubs / Drayangs, 97 by Mobile food / Catering / Take-out / Food Delivery, 96 by Coffee Shops / Cafeteria and 14 in other types of establishment units.



The Table 8 below presents the employment by type across various activities / establishments under this sub-sector. Of the total 48.9% are self-employed or own account worker followed by 40.6% regular employees with remaining under seasonal and others category. A total of 202 non-Bhutanese are employed under this sub-sector.

Table 8: Employment type by establishment type (in number)

Activities	No. of establishment	Own Account	Regular	Seasonal	Others	Non-Bhutanese
Restaurant/Fast Food Chain	1,383	1,988	1,569	170	292	153
Mobile food/Catering/Take-out/Food delivery	20	30	49	5	13	-
Coffee Shop/Cafeteria	17	22	71	3	-	-
Night Club/Drayang	110	135	760	9	7	7
Bar and cocktail lounge	713	1,057	226	11	186	40
Others(specify)	5	5	9	0	-	2
Total	2,248	3,237	2,684	198	498	202

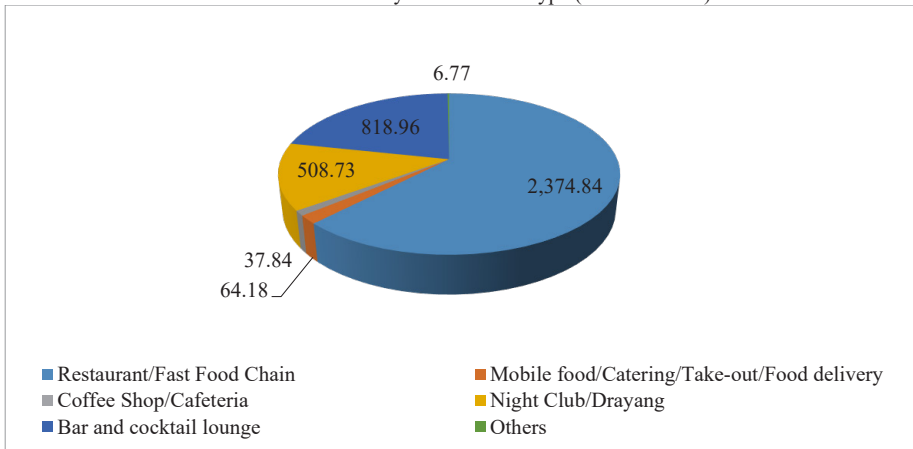
Table 9: Establishment type by average working hours (in number)

Activities	No. of establishment	Average working Hours
Restaurant/Fast Food Chain	1,383	11
Mobile food/Catering/Take-out/Food delivery	20	10
Coffee Shop/Cafeteria	17	11
Night Club/Drayang	110	6
Bar and cocktail lounge	713	11
Others(specify)	5	7
Total	2,248	

4. Revenue

On an average, the establishments under this sub-sector generated around Nu. 1,695 million. The total revenue generated as shown in chart 14 was Nu.3,811.31million in 2019 with majority of the revenue coming from Restaurant/Fast food chain.

Chart 14: Revenue by establishment type (in Nu. Million)



CHAPTER 5 – TRANSPORT, TOUR OPERATORS / TRAVEL AGENCIES AND RESERVATION AGENCIES

1. Introduction

Transportation is the main means of carrying passengers to and from the destination and within the destination. The mode of transport in Bhutan are road and air transportations. Tour operator/Travel agencies and reservation agencies provide tour planning and/or tour execution services to visitors (or potential visitors) which includes information on alternatives for making bookings for transport, accommodation, recreation and other activities either packaged or individually purchased. Their function mainly consists of selling the right to use a certain services provided by others at a certain moment in time and within certain conditions.

The targeted frame includes 1,130 travel agent/tour operators, 34 scheduled / non-scheduled public transports (buses), 24 car rentals, 113 booking / ticketing services, 3 air transports and 2,991 taxis.

2. Number of Establishment

There were 3,818 establishments operational and engaged in Transport, Tour operator/travel agent and reservation services in 2019 including the listed sample of 2,991 Taxis from the targeted population of 4,296 establishments. Around 11% of the targeted establishments were either closed, could not be contacted, or non-respondents. Taxi comprised about 78.34% (2,991) of the total establishments. This was followed by activity engaged in Tour operator/Travel agencies with 18.70%. The establishments engaged in Booking/Ticketing services was 65 (1.70%) establishments. With just 3 Air transport establishments in Bhutan, it constituted 0.08% of the establishments. Other establishments under this category includes scheduled/non-scheduled buses (28) and car rental (17).

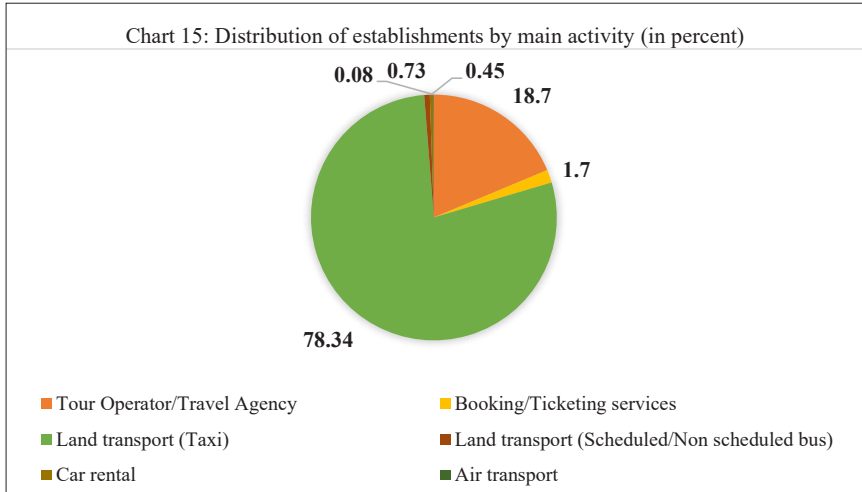


Table 10: Establishments by main activity by Dzongkhag (in number)

Dzongkhag	Tour Operator/Travel Agency	Booking/Ticketing services	Land transport (Taxi)	Land transport (Scheduled/Non-scheduled bus)	Car rental	Air transport	Total
Bumthang	1	-	116	1	-	-	118
Chukha	32	6	153	1	-	-	192
Dagana	-	-	26	2	-	-	28
Haa	2	-	21	1	-	-	24
Lhuentse	-	-	4	2	1	-	7
Mongar	-	-	54	1	-	-	55
Paro	35	3	119	1	-	2	160
Pema Gatshel	-	-	15	-	-	-	15
Punakha	-	-	52	-	1	-	53
Samdrup Jongkhar	-	-	15	1	1	-	17
Samtse	-	-	127	-	-	-	127
Sarpang	1	-	301	4	-	-	306
Thimphu	643	55	1,498	10	14	1	2,221
Trashigang	-	1	64	1	-	-	66
Trahi	-	-	68	-	-	-	68
Yangtse	-	-	-	-	-	-	-
Trongsa	-	-	51	-	-	-	51
Tsirang	-	-	34	2	-	-	36
Wangdi Phodrang	-	-	270	1	-	-	271
Zhemgang	-	-	3	-	-	-	3
Total	714	65	2,991	28	17	3	3,818

Thimphu had the highest share with 2,221 (58.17%) establishments, followed by Sarpang 8.01%, Wangdue Phodrang 7.10%, Chukha 5.03% and Paro 4.19%. Lhuentse and Zhemgang had the lowest number of establishments with 0.18% and 0.08% respectively.

3. Employment

There were a total of 11,109 direct employments reported in 2019 under this sub-sector. Tour operator/Travel agencies generated the highest employment with 6,952 (62.58%) employees followed by Taxi with 27.08% of the total employment. Ranked third was Air passenger transport with 761 employees (6.85%). Booking/Ticketing, Land transport (bus) and Car rental activities recorded the employment of 388 which was 3.49% of the total employment.

Most of the reported employees were male (79.72%) in 2019 except for Booking/Ticketing services with 52.60%. Majority of the employment reported under Transport, Tour operator/Travel agent and Reservation services were Bhutanese (98.23%) with only 1.77% constituting non-Bhutanese employees. The result also indicated that 33.85% of the total employment constituted of seasonal employees of which most of the employees (52.26%) working in Tour Operator/Travel Agency were seasonal workers. The average working hours for employees in this sub-sector is 9 hours per day.

Chart 16: Distribution of employees by main activity (in number)

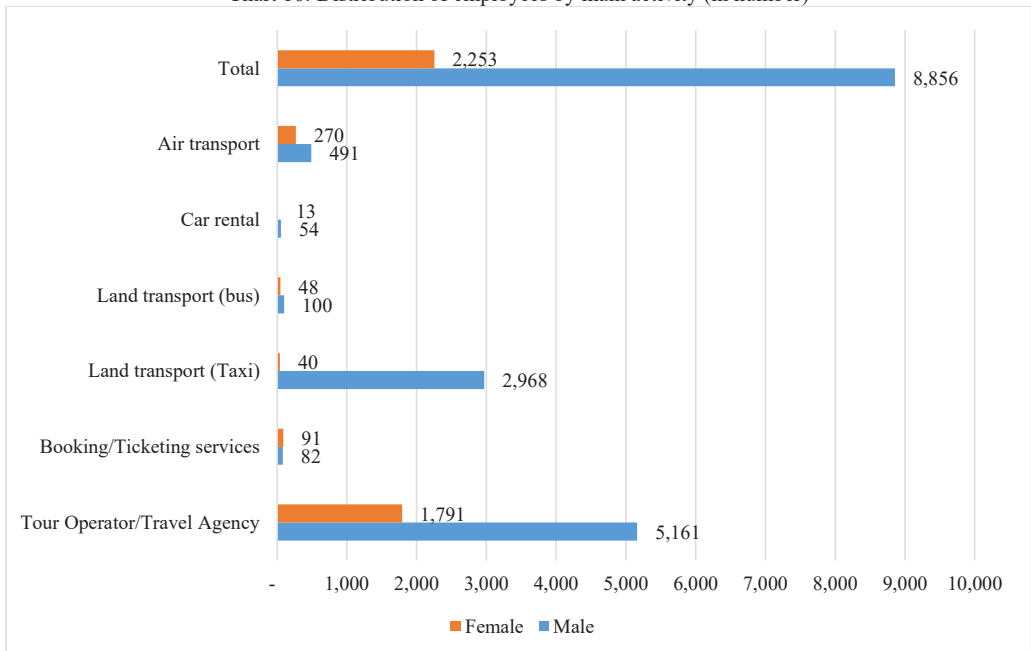


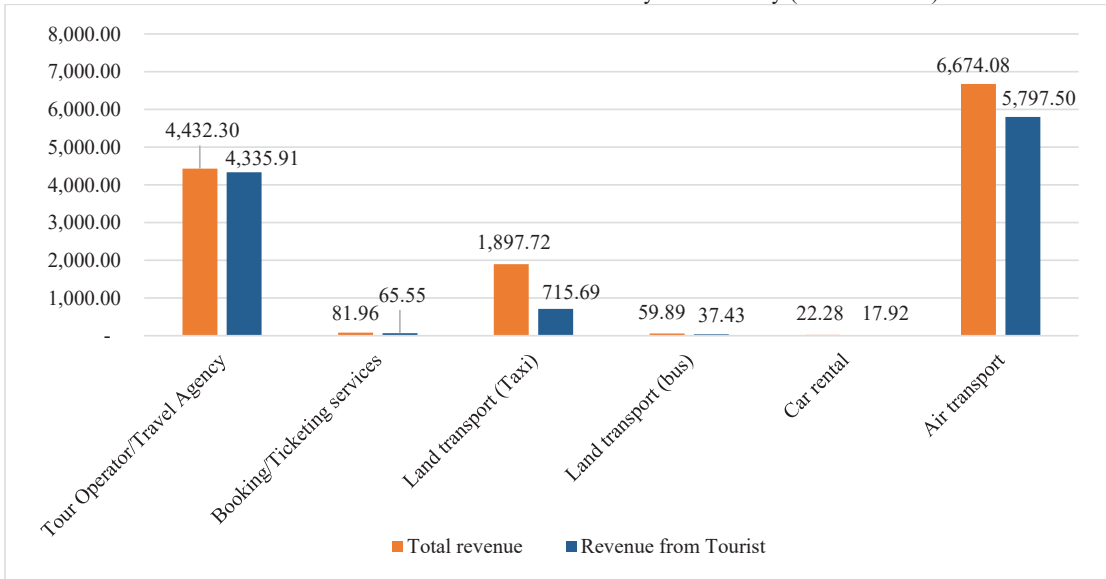
Table 11: Employment by type of employment by sex (in number)

	Total			Regular employee			Seasonal		
	Male	Female	Total	Male	Female	Total	Male	Female	Total
Tour Operator/Travel Agency	5,161	1,791	6,952	1,260	810	2,070	3,081	552	3,633
Booking/Ticketing services	82	91	173	31	35	66	18	6	24
Land transport (Taxi)	2,968	40	3,008	10	0	10	0	0	0
Land transport (Scheduled/Nonscheduled bus)	100	48	134	58	40	98	6	0	6
Car rental	54	13	67	27	10	37	12	1	13
Air transport	491	270	761	413	218	631	65	20	85
Total	8,856	2,253	11,109	1,799	1,113	2,912	3,182	579	3,761

4. Revenue

The total revenue generated by Transport, Tour operator / travel agencies and reservation services in 2019 was Nu. 13,168.25 million. Of this Nu. 10,970 million were generated from tourist with 83.31% of the total revenue. The Air passenger transport activities earned the highest total revenue and revenue generated from tourist with Nu. 6,674.08 million and Nu. 5,797.50 million respectively. This was followed by Tour operator/Travel agency activities with total revenue of Nu. 4,432.30 million of which 97.83% were generated from tourist.

Chart 17: Total revenue and revenue from tourists by main activity (in Nu. Million)



5. Facilities and Services

Most of the establishments had Wi-Fi (16.47%) facilities followed by online booking and reservation facilities 14.56%. The results also indicated that more than 90% of the Tour Operator / Travel Agency had online booking / reservation facilities, tour packaging / guide and visa services. Majority of the establishments provided transportation services (40.89%) with 1.26% of the establishments indicating other services, not elsewhere classified.

CHAPTER 6 – HEALTH AND WELLNESS

1. Introduction

Health and Wellness tourism is a purpose-driven travel to improve the well-being of mind, body or spirit encompassing discovery, connectivity, transformation and fulfillment by promoting positive engagement between people, cultures and nature. While Bhutan as a destination has huge potential for this segment there are already some form of health and wellness tourism being undertaken as presented below.

2. Number of Establishment

The census of the tourism establishments in Bhutan covered 46 establishments that were engaged in Health and Wellness in 2019. The majority of the establishments were located in Chukha, followed by Thimphu and Paro. The spa and wellness formed the major type of activity followed by hot springs and stone bath and clinics.

The chart 18 shows the distribution of health and wellness establishments by Dzongkhag and type of activity. chart 19 shows the percentage distribution of health and wellness establishments by tourism characteristic industry.

Chart 18: Establishments by type of activity and Dzongkhag (in number)

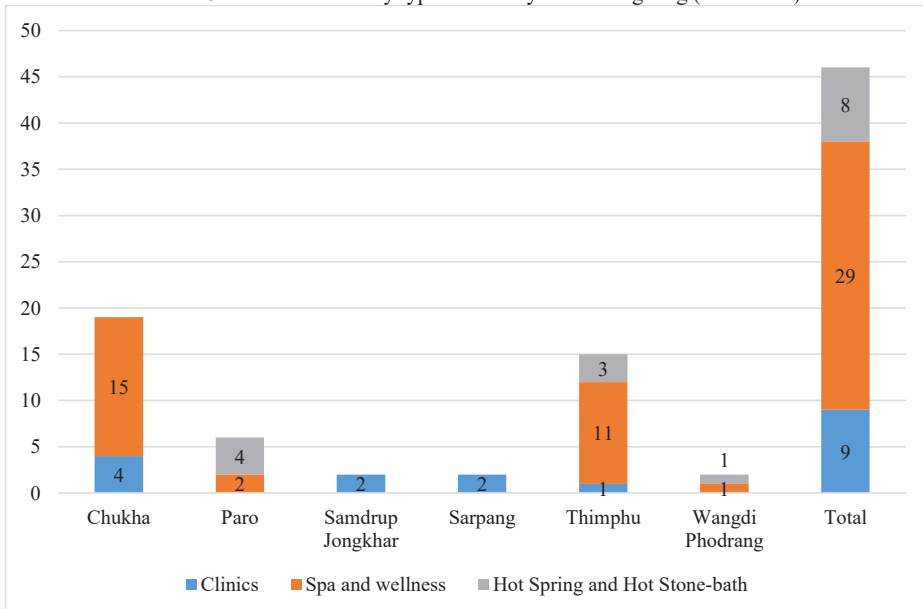
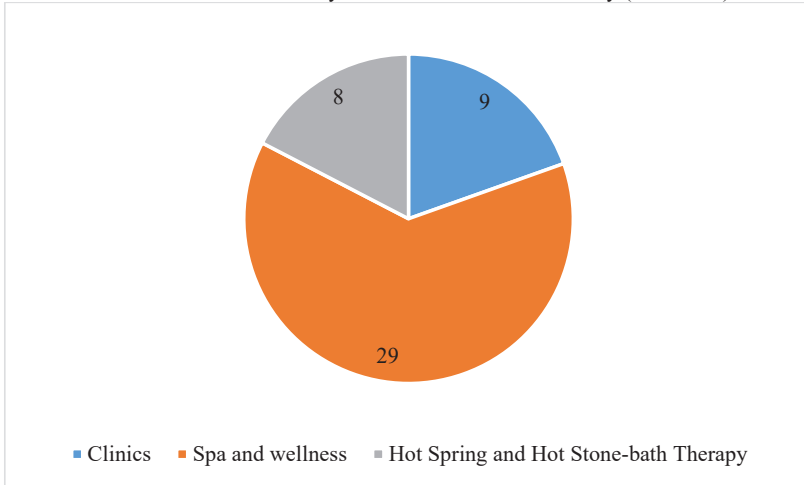


Chart 19: Establishments by tourism characteristic industry (in number)



3. Employment

The total direct employment generated in 2019 in the health and wellness establishments, including the employers (own account) was recorded at 230. Of this, the largest number of employment with 144 employees (63%) was provided by spa and wellness. Clinics ranked second with 63 employees (27%) followed by hot spring and hot stone bath therapy with 23 (10%) employees. Female employees formed the major part of employment with 149 (65%) employees and male formed the remaining part with 81 (35%) employees. Majority of the employees were paid employees. Non-Bhutanese employees formed 9% of the total number of employees.

Chart 20: Distribution of employment by type of establishments (in number)

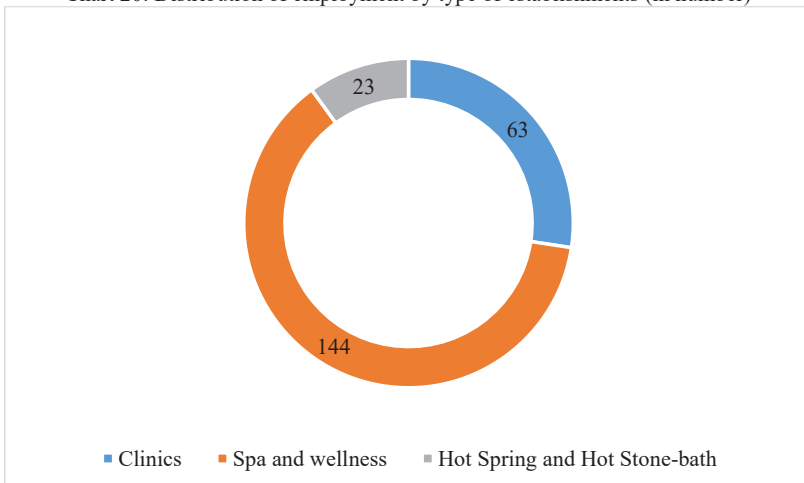


Chart 21: Employment by status (in number)

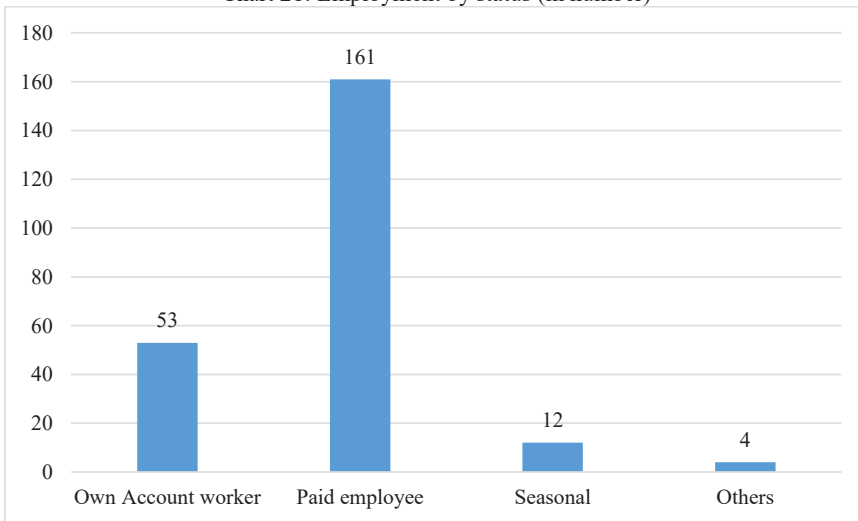


Chart 22: Employment by Sex by Establishment Type

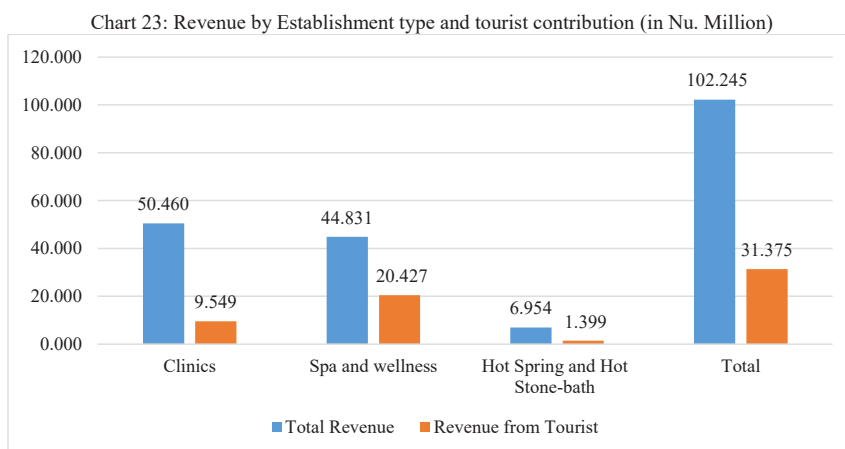


Table 12: Employment Type by sex (in number)

Dzongkhag	No. of Establishment	Total			Bhutanese			Non-Bhutanese		
		Total	Male	Female	Total	Male	Female	Total	Male	Female
Chukha	19	84	21	63	66	17	49	18	4	14
Paro	6	19	10	9	19	10	9	0	0	0
S/Jongkhar	2	12	5	7	9	3	6	3	2	1
Sarpang	2	9	6	3	9	6	3	0	0	0
Thimphu	15	102	38	64	102	38	64	0	0	0
Wangdi	2	4	1	3	4	1	3	0	0	0
Total	46	230	81	149	209	75	134	21	6	15

4. Revenue

The total revenue generated by the health and wellness establishments in 2019 was Nu. 102.24 million. The spa and wellness establishment has generated the highest revenue in terms of the revenue generation from tourists with Nu. 20.43 million or 65.10% of the total revenue earned from tourist. Clinics earned the second highest revenue with Nu.9.55 million or 30.43% of the total revenue followed by the hot spring and hot stone bath therapy which earned Nu.1.4 million or 4.46% of the total revenue.



5. Facilities and Services

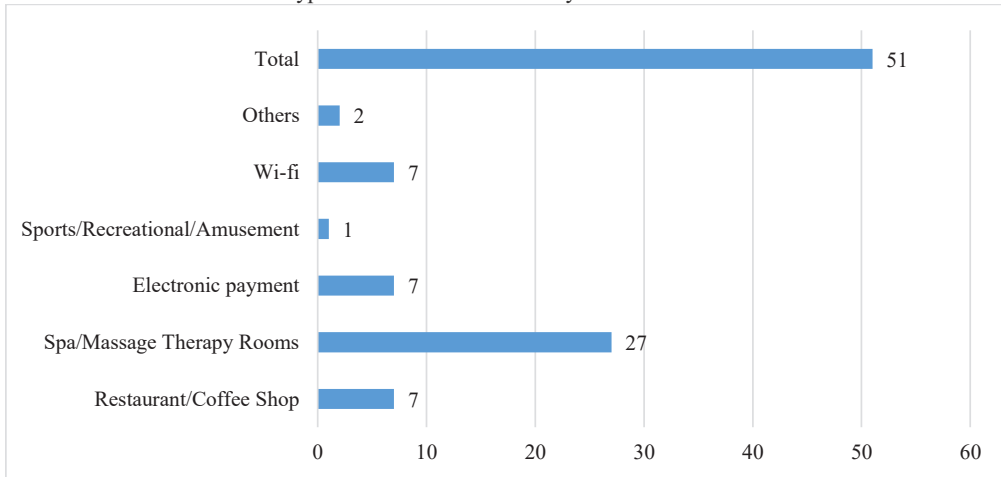
Facilities

Spa and massage therapy was the most available across the health and wellness establishments with 27 or 59% of establishments. Restaurant/coffee shop, electronic payment and wireless internet connection (Wi-fi) ranked second in terms of available facilities at 7 or 15%. Most of the health and wellness establishments (63%) had just one type of facilities. 20% of the establishments had more than one type of facilities.

Table 13: Distribution of available facilities across all health & wellness establishments

Total number of facilities	Total Establishments (number)	Percent
No facilities	8	17.4
1	29	63
2	6	13
3	2	4.4
4	1	2.2
Total	46	

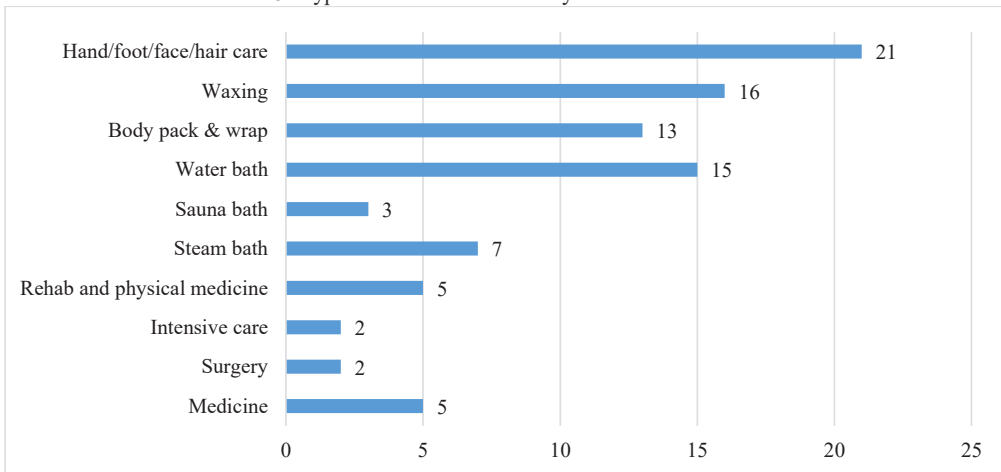
Chart 24: Type of Available Facilities by number of establishments



Services

Hand/foot/face/hair care services formed the major part of the various types of services offered by the health and wellness establishments in 2019 with 21 establishments or 46% of the establishments having offered this service. This is followed by waxing and water bath services in the second with 16 establishments (35%) and third ranks with 15 establishments (33%) respectively. There was also a considerable number of establishments that offered body pack and wrap services.

Chart 25: Type of available services by number of establishment



Majority of the establishments (24 or 52%) have offered more than one type of services. 9 (20%) establishments have offered just one type of service.

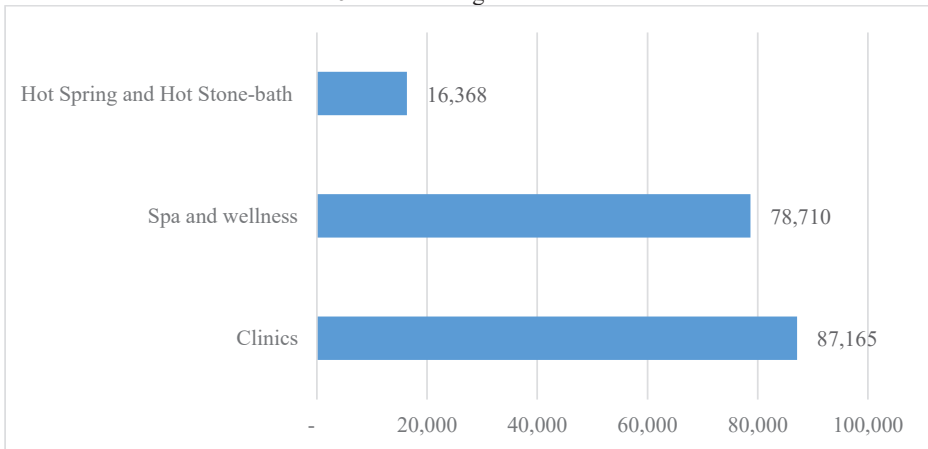
Table 14: Additional facilities by establishments

Total services	Total establishments (number)	Percent
No services	13	28.26
1	9	19.57
2	9	19.57
3	6	13.04
4	4	8.7
5	3	6.52
6	1	2.17
7	1	2.17
Total	46	

Number of guests/clients served

The health and wellness establishments has served a total of 182,243 guests or clients in 2019. Of the total, clinics have served the highest number of clients (87,165 or 48%). Spa and wellness established have served the second highest number of clients with 78,710 clients or 43%. Hot spring and hot stone bath has served a total of 16,368 clients which formed the remaining 9%.

Chart 26: Number of guests /clients served



CHAPTER 7 – OTHER TOURISM ACTIVITIES

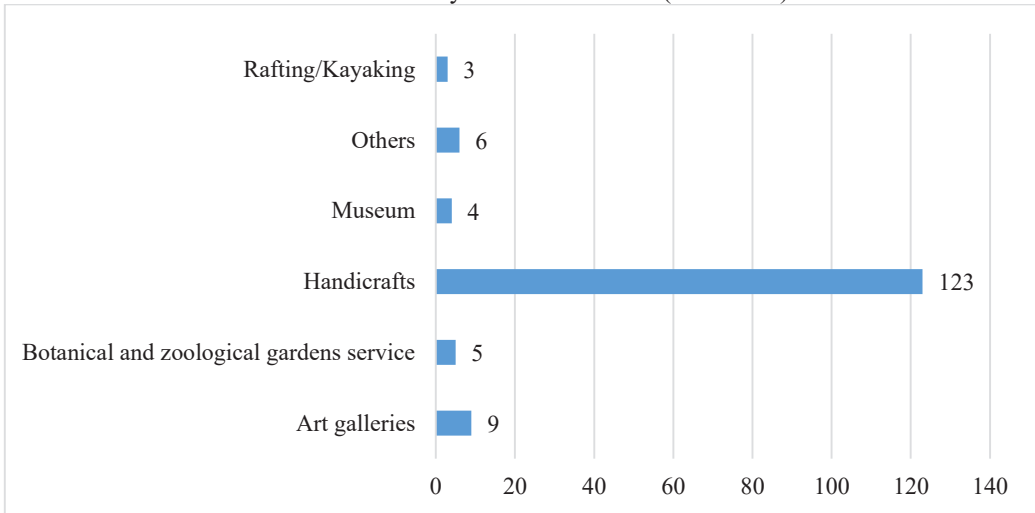
1. Introduction

This section presents establishments engaged in Other Tourism Characteristic Activities such as handicrafts, museums, etc.

2. Number of Establishment

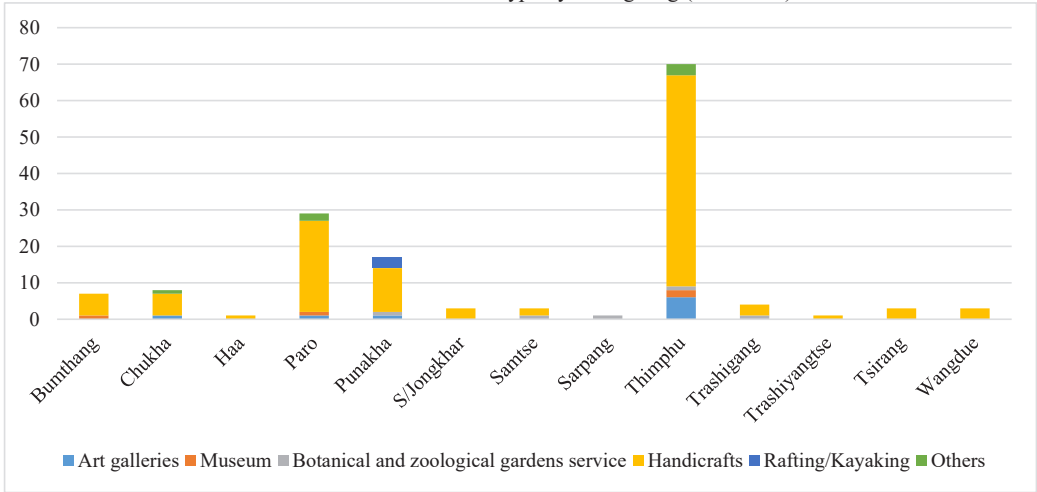
A total of 150 other tourism activities (OTA) related establishments were covered during the census out of which the maximum was handicrafts with 123 establishments with 3 rafting / kayaking related from the targeted establishments which were either closed, could not be contacted, or non-respondents.

Chart 27: Summary of establishments (in number)



The maximum number of establishments (70) under this sub-section were located in Thimphu followed by Paro Dzongkhag with 29 establishments constituting 19.35%. 7 Dzongkhags did not have any establishments under this sub-section.

Chart 28: Establishment type by Dzongkhag (in number)



3. Employment

The handicraft sector created the most number of direct employment with 332 out of which 227 were female and 105 males. Art galleries, rafting/kayaking and others category employed more males, while handicrafts, museum and Botanical & zoological sectors employed more females. Overall OTA sector employed more females than males. The total employment by OTA is 767 individuals.

Chart 29: Employment by sex (in number)

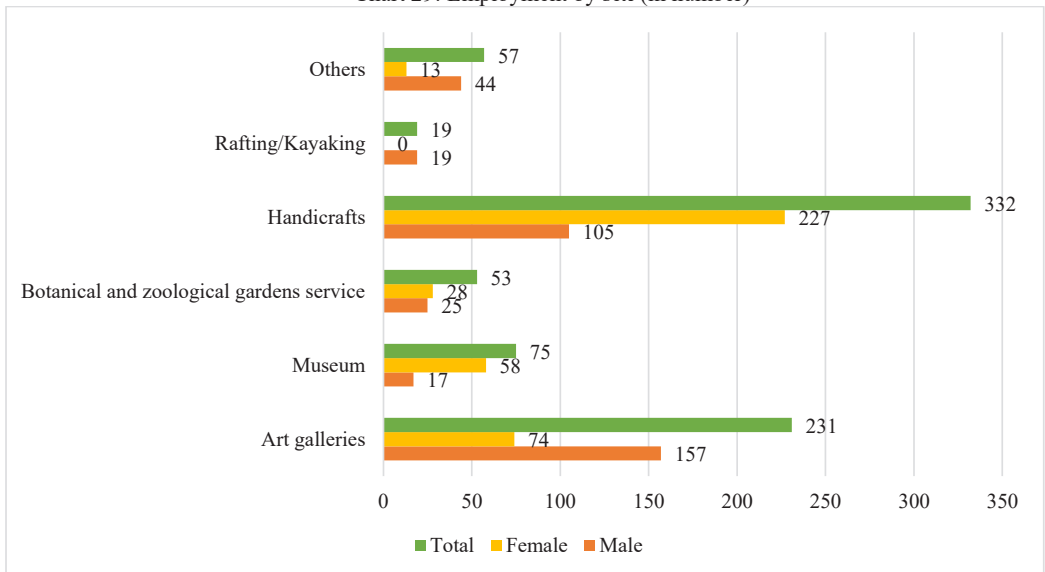


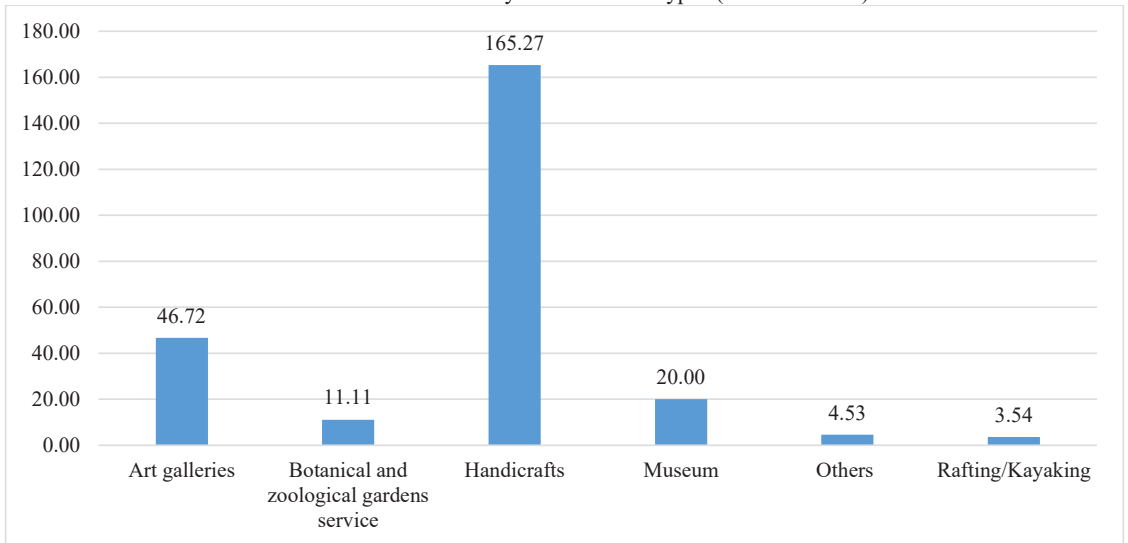
Table 15: Establishment by average hours of work by type of activity

S/N	Main Activity	Average hours worked per day	Total establishments
1	Art galleries	9	9
2	Museum	8.	4
3	Botanical and zoological gardens service	8	5
4	Handicrafts	10	123
5	Rafting/Kayaking	8	3
6	Others (specify)	9	6
	Overall average	9	150

4. Revenue

The total revenue as reported during the census for the Other Tourism Activities is Nu.251.18 million. The handicraft sector reported the most revenue at 165.27 million followed by art galleries at 46.72 million. The Rafting/Kayaking sector earned the least gross revenue at 3.54 million.

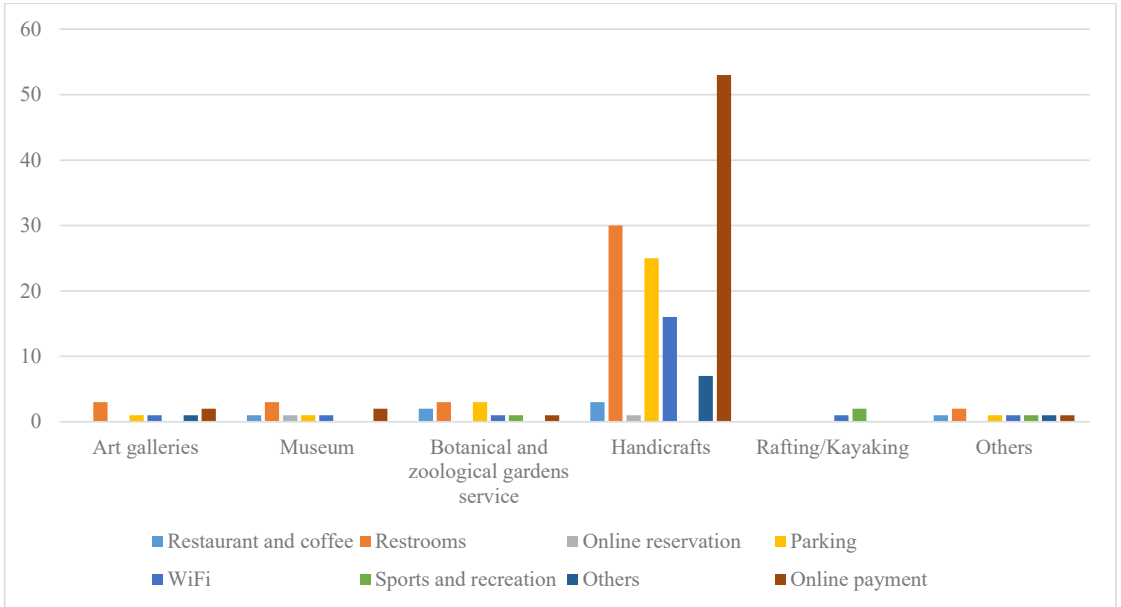
Chart 30: Total revenue by establishment types (in Nu. Million)



5. Facilities and Services

The common facilities were online/e-payment (39.33%) and restroom facilities (27.22%) which were largely contributed by establishments engaged in handicraft activities. The most common services were tour services (3.33%). Overall additional services offered by this sector was low with 92% of the establishments indicating no services offered.

Chart 31: Available facilities



STATISTICAL TABLES

1. Overview of Tourism Establishments in Bhutan

Table 1.1: Number of Tourism Establishments by Tourism Characteristics Industry by Dzongkhag

Dzongkhag	Food & Beverages	Other Tourism Activities	Accommodation	Transport Operators; Tour and Travel Agencies	Health and Wellness	Total
Bumthang	52	7	57	118	-	234
Chukha	383	8	50	192	19	652
Dagana	59	-	7	28	-	94
Gasa	12	-	7	-	-	19
Haa	35	1	23	24	-	83
Lhuntse	17	-	15	7	-	39
Mongar	69	-	19	55	-	143
Paro	170	29	90	160	6	455
Pema Gatshel	78	-	6	15	-	99
Punakha	66	17	38	53	-	174
Samdrup Jongkhar	122	3	31	17	2	175
Samtse	200	3	5	127	-	335
Sarpang	194	1	39	306	2	542
Thimphu	418	70	82	2,221	15	2,806
Trashigang	82	4	9	66	-	161
Trashiyangtse	38	1	8	68	-	115
Trongsa	49	-	6	51	-	106
Tsirang	39	3	5	36	-	83
Wangdi Phodrang	96	3	66	271	2	438
Zhemgang	69	-	10	3	-	82
Total	2,248	150	573	3,818	46	6,835

Table 1.2: Total Tourism Employment (in number)

Employment type	Establishment	Accommodation	Food, beverages and entertainment	Transport Operators, Tour/Travel Agencies and reservation services	Health and Wellness	Other tourism activities	Total
Regular	Male	573	2,248	3,818	46	150	6,835
	Female	3,106	4,088	5,674	78	273	13,219
Seasonal	Male	167	83	3,182	3	94	3,529
	Female	226	115	579	9	101	1,030
	Total	6,971	6,419	7,348	218	572	21,528
Total Direct Employment	Male	3,273	4,171	8,856	81	367	16,748
	Female	4,091	2,446	2,253	149	400	9,339
Total Indirect Employment (Multiplier 2)	Male	3,273	4,171	8,856	81	367	16,748
	Female	4,091	2,446	2,253	149	400	9,339
TOTAL Tourism Employment	Male	6,546	8,342	17,712	162	734	33,496
	Female	8,182	4,892	4,506	298	800	18,678
	Total	14,728	13,234	22,218	460	1,534	52,174

Table 1.3: Total Direct Tourism Employment by Establishment by Sex by Dzongkhag (in number)

Dzongkhag	Accommodation			Food, beverages and entertainment			Transport Operators, Tour/Travel Agencies and reservation services			Health and Wellness			Other tourism activities		
	Female	Male	Total	Female	Male	Total	Female	Male	Total	Female	Male	Total	Female	Male	Total
Bumthang	258	109	367	122	45	167	4	121	125	-	-	-	11	5	16
Chukha	398	387	785	712	439	1,151	58	239	297	63	21	84	15	12	27
Dagana	21	9	30	78	42	120	2	33	35	-	-	-	-	-	-
Gasa	10	4	14	19	9	28	-	-	-	-	-	-	-	-	-
Haa	60	38	98	48	31	79	3	28	31	-	-	-	-	1	1
Lhuntse	27	19	46	48	27	75	4	16	20	-	-	-	-	-	-
Mongar	72	51	123	101	65	166	-	58	58	-	-	-	-	-	-
Paro	910	690	1,600	411	250	661	310	680	990	9	10	19	50	58	108
Pema Gatsel	17	7	24	120	93	213	-	15	15	-	-	-	-	-	-
Punakha	319	173	492	200	92	292	-	53	53	-	-	-	21	40	61
Samdrup Jongkhar	114	117	231	166	110	276	-	24	24	7	5	12	1	2	3
Samtse	11	16	27	254	134	388	-	134	134	-	-	-	3	5	8
Sarpang	161	131	292	308	157	465	9	315	324	3	6	9	1	1	2
Thimphu	1,292	1,158	2,450	981	578	1,559	1,844	6,648	8,492	64	38	102	277	225	502
Trashigang	42	30	72	132	75	207	3	67	70	-	-	-	14	13	27
Trashiyangtse	16	9	25	61	32	93	-	68	68	-	-	-	1	-	1
Trongsa	27	24	51	72	35	107	-	51	51	-	-	-	-	-	-
Tsirang	19	13	32	64	37	101	6	42	48	-	-	-	2	2	4
Wangdi Phodrang	303	250	553	184	77	261	10	261	271	3	1	4	4	3	7
Zhemgang	14	38	52	122	86	208	-	3	3	-	-	-	-	-	-
Total	4,091	3,273	7,364	4,203	2,414	6,617	2,253	8,856	11,109	149	81	230	400	367	767

Table 1.4: Average Total Revenue and Revenue from Tourists by Establishments by Dzongkhags (in Nu. Million)

Dzongkhag	Food, Beverages and Entertainment		Transport, Tour operator/Travel agent and Reservation services		Other Tourism Activities		Accommodation		Health and Wellness		Total Revenue	
	Total revenue	revenue from tourist	Total revenue	Revenue from tourist	Total revenue	Revenue from tourist	Total revenue	Revenue from tourist	Total revenue	Revenue from tourist	Total revenue	Revenue from tourist
Bumthang	44.92	6.79	36.56	5.44	10.58	9.41	277.52	271.56	-	-	369.58	293.21
Chukha	935.32	423.46	222.54	187.75	26.75	9.62	566.05	492.81	51.72	16.38	1,802.38	1,130.03
Dagana	66.18	7.77	10.76	5.04	-	-	30.03	22.96	-	-	106.96	35.78
Gasa	15.66	7.42	-	-	-	-	4.92	4.88	-	-	20.58	12.30
Haa	72.50	15.44	16.77	13.74	0.55	0.11	55.97	54.23	-	-	145.80	83.53
Lhuntse	26.18	4.21	13.93	9.29	-	-	20.84	19.25	-	-	60.95	32.75
Mongar	45.04	8.43	16.66	3.03	-	-	85.94	72.89	-	-	147.64	84.36
Paro	398.18	174.99	4,725.59	4,134.81	51.90	40.65	1,086.40	1,031.15	3.79	1.34	6,265.86	5,382.93
Pema Gatsel	78.79	27.43	7.83	2.73	-	-	36.00	27.94	-	-	122.62	58.10
Punakha	140.47	63.92	19.67	15.32	14.23	12.65	243.50	227.77	-	-	417.86	319.66
Samdrup Jongkhar	189.03	48.68	23.25	12.11	4.92	2.29	203.76	172.40	6.45	5.09	427.41	240.57
Samtse	202.02	2.11	76.94	15.85	3.33	1.13	20.48	17.02	-	-	302.77	36.11
Sarpang	246.00	52.48	214.40	87.08	-	-	371.42	291.91	6.78	1.75	838.59	433.22
Thimphu	858.46	231.49	7,338.17	6,286.42	124.88	105.17	2,498.22	2,411.42	33.09	6.46	10,852.82	9,040.97
Trashigang	135.85	27.33	64.02	20.86	1.74	0.73	41.75	38.20	-	-	243.36	87.12
Trashiyangtse	36.42	3.29	61.23	26.60	3.00	0.15	11.36	10.09	-	-	112.01	40.13
Trongsa	71.02	24.30	28.12	3.12	-	-	59.20	55.99	-	-	158.35	83.41
Tsirang	50.96	16.24	37.86	14.81	1.45	0.41	32.51	27.89	-	-	122.78	59.35
Wangdi Phodrang	144.67	61.96	251.94	125.37	7.75	7.75	334.58	321.67	0.42	0.35	739.36	517.09
Zhemgang	53.62	18.22	2.02	0.63	-	-	23.72	21.23	-	-	79.36	40.08
Total	3,811.31	1,225.98	13,168.25	10,970.00	251.18	190.05	6,004.17	5,593.27	102.24	31.38	23,337.15	18,010.68

2. Accommodation

Table 2.1: Number of Establishments and Secondary Activities operated by Dzongkhag

Dzongkhags	Main activity	Number of Establishment	List of Secondary Activities						
			Coffee / Restaurant	Spa & Massage	Transport	Retail (handicraft)	Tours	Others	
Bumthang	TCB certified Hotel-3 star	16	16	3	2	-	-	2	
	TCB certified Hotel-4 star	-	-	-	-	-	-	-	
	TCB certified Hotel-5 star	1	1	1	-	-	-	-	
	Non-TCB certified Hotel	23	23	-	1	-	-	-	
	Village Home Stays	17	14	-	-	-	-	-	
Chukha	Campground/campsite (with cottage)	-	-	-	-	-	-	-	
	Other-Paying Guest House and Apartment	-	-	-	-	-	-	-	
	TCB certified Hotel-3 star	9	9	1	-	1	-	2	
	TCB certified Hotel-4 star	-	-	-	-	-	-	-	
	TCB certified Hotel-5 star	-	-	-	-	-	-	-	
Dagana	Non-TCB certified Hotel	41	36	-	-	-	-	2	
	Village Home Stays	-	-	-	-	-	-	-	
	Campground/campsite (with cottage)	-	-	-	-	-	-	-	
	Other-Paying Guest House and Apartment	-	-	-	-	-	-	-	
	TCB certified Hotel-3 star	-	-	-	-	-	-	-	
Dagana	TCB certified Hotel-4 star	-	-	-	-	-	-	-	
	TCB certified Hotel-5 star	-	-	-	-	-	-	-	
	Non-TCB certified Hotel	7	3	-	-	1	-	1	
	Village Home Stays	-	-	-	-	-	-	-	
	Campground/campsite (with cottage)	-	-	-	-	-	-	-	
Dagana	Other-Paying Guest House and Apartment	-	-	-	-	-	-	-	
	TCB certified Hotel-3 star	-	-	-	-	-	-	-	
	TCB certified Hotel-4 star	-	-	-	-	-	-	-	
	TCB certified Hotel-5 star	-	-	-	-	-	-	-	
	TCB certified Hotel-5 star	-	-	-	-	-	-	-	

Gasa	Non-TCB certified Hotel	-	-	-	-	-	-	-	-	-	-	-	-	-	-	-	-	-	-	-	
	Village Home Stays	7	-	-	-	-	-	-	-	-	-	-	-	-	-	-	-	-	-	-	
	Campground/campsite (with cottage)	-	-	-	-	-	-	-	-	-	-	-	-	-	-	-	-	-	-	-	
	Other-Paying Guest House and Apartment	-	-	-	-	-	-	-	-	-	-	-	-	-	-	-	-	-	-	-	
	TCB certified Hotel-3 star	4	3	-	-	-	-	-	-	-	-	-	-	-	-	-	-	-	-	1	
	TCB certified Hotel-4 star	-	-	-	-	-	-	-	-	-	-	-	-	-	-	-	-	-	-	-	
	TCB certified Hotel-5 star	-	-	-	-	-	-	-	-	-	-	-	-	-	-	-	-	-	-	-	
	Non-TCB certified Hotel	2	1	-	-	-	-	-	-	-	-	-	-	-	-	-	-	-	-	-	
	Village Home Stays	17	-	-	-	-	-	-	-	-	-	-	-	-	-	-	-	-	-	-	
	Campground/campsite (with cottage)	-	-	-	-	-	-	-	-	-	-	-	-	-	-	-	-	-	-	-	
Haa	Other-Paying Guest House and Apartment	-	-	-	-	-	-	-	-	-	-	-	-	-	-	-	-	-	-	-	
	TCB certified Hotel-3 star	-	-	-	-	-	-	-	-	-	-	-	-	-	-	-	-	-	-	-	
	TCB certified Hotel-4 star	-	-	-	-	-	-	-	-	-	-	-	-	-	-	-	-	-	-	-	
	TCB certified Hotel-5 star	-	-	-	-	-	-	-	-	-	-	-	-	-	-	-	-	-	-	-	
	Non-TCB certified Hotel	2	1	-	-	-	-	-	-	-	-	-	-	-	-	-	-	-	-	-	
	Village Home Stays	17	-	-	-	-	-	-	-	-	-	-	-	-	-	-	-	-	-	2	
	Campground/campsite (with cottage)	-	-	-	-	-	-	-	-	-	-	-	-	-	-	-	-	-	-	-	
	Other-Paying Guest House and Apartment	-	-	-	-	-	-	-	-	-	-	-	-	-	-	-	-	-	-	-	
	TCB certified Hotel-3 star	-	-	-	-	-	-	-	-	-	-	-	-	-	-	-	-	-	-	-	
	TCB certified Hotel-4 star	-	-	-	-	-	-	-	-	-	-	-	-	-	-	-	-	-	-	-	
TCB certified Hotel-5 star	-	-	-	-	-	-	-	-	-	-	-	-	-	-	-	-	-	-	-		
Lhuntse	Non-TCB certified Hotel- Budget	3	2	-	-	-	-	-	-	-	-	-	-	-	-	-	-	-	-	-	
	Village Home Stays	12	2	-	-	-	-	-	-	-	-	-	-	-	-	-	-	-	-	-	
	Campground/campsite (with cottage)	-	-	-	-	-	-	-	-	-	-	-	-	-	-	-	-	-	-	-	
	Other-Paying Guest House and Apartment	-	-	-	-	-	-	-	-	-	-	-	-	-	-	-	-	-	-	-	
	TCB certified Hotel-3 star	2	1	-	-	-	-	-	-	-	-	-	-	-	-	-	-	-	-	-	
	TCB certified Hotel-4 star	-	-	-	-	-	-	-	-	-	-	-	-	-	-	-	-	-	-	-	
	TCB certified Hotel-5 star	-	-	-	-	-	-	-	-	-	-	-	-	-	-	-	-	-	-	-	
	Non-TCB certified Hotel- Budget	15	7	-	-	-	-	-	-	-	-	-	-	-	-	-	-	-	-	-	
	Village Home Stays	2	1	-	-	-	-	-	-	-	-	-	-	-	-	-	-	-	-	-	
	Campground/campsite (with cottage)	-	-	-	-	-	-	-	-	-	-	-	-	-	-	-	-	-	-	-	
Mongar	Other-Paying Guest House and Apartment	-	-	-	-	-	-	-	-	-	-	-	-	-	-	-	-	-	-	-	
	TCB certified Hotel-3 star	15	12	4	2	1	2	1	2	1	2	1	2	1	2	1	2	1	2	1	
	TCB certified Hotel-4 star	2	-	2	-	-	-	-	-	-	-	-	-	-	-	-	-	-	-	-	
	TCB certified Hotel-5 star	4	3	4	1	1	1	1	1	1	1	1	1	1	1	1	1	1	1	1	
	Non-TCB certified Hotel	50	35	4	3	1	3	1	1	1	1	1	1	1	1	1	1	1	1	2	
	Village Home Stays	18	6	-	-	-	-	-	-	-	-	-	-	-	-	-	-	-	-	-	
	Campground/campsite (with cottage)	-	-	-	-	-	-	-	-	-	-	-	-	-	-	-	-	-	-	-	
	Paro	Other-Paying Guest House and Apartment	-	-	-	-	-	-	-	-	-	-	-	-	-	-	-	-	-	-	-
		TCB certified Hotel-3 star	15	12	4	2	1	2	1	2	1	2	1	2	1	2	1	2	1	2	1
		TCB certified Hotel-4 star	2	-	2	-	-	-	-	-	-	-	-	-	-	-	-	-	-	-	-
TCB certified Hotel-5 star		4	3	4	1	1	1	1	1	1	1	1	1	1	1	1	1	1	1	1	
Non-TCB certified Hotel		50	35	4	3	1	3	1	1	1	1	1	1	1	1	1	1	1	1	2	
Village Home Stays		18	6	-	-	-	-	-	-	-	-	-	-	-	-	-	-	-	-	-	
Campground/campsite (with cottage)		-	-	-	-	-	-	-	-	-	-	-	-	-	-	-	-	-	-	-	

	Other-Paying Guest House and Apartment	1	-	-	-	-	-	-	-	-	-	-	-
Pema Gatshel	TCB certified Hotel-3 star	-	-	-	-	-	-	-	-	-	-	-	-
	TCB certified Hotel-4 star	-	-	-	-	-	-	-	-	-	-	-	-
	TCB certified Hotel-5 star	-	-	-	-	-	-	-	-	-	-	-	-
	Non-TCB certified Hotel	6	2	-	-	-	-	-	-	6	-	-	5
	Village Home Stays	-	-	-	-	-	-	-	-	-	-	-	-
	Campground/campsite (with cottage)	-	-	-	-	-	-	-	-	-	-	-	-
	Other-Paying Guest House and Apartment	-	-	-	-	-	-	-	-	-	-	-	-
	TCB certified Hotel-3 star	10	6	5	-	1	-	-	-	1	-	-	2
	TCB certified Hotel-4 star	1	1	1	-	-	-	-	-	-	-	-	1
	TCB certified Hotel-5 star	-	-	-	-	-	-	-	-	-	-	-	-
Punakha	Non-TCB certified Hotel	11	7	3	-	-	-	-	-	1	-	-	2
	Village Home Stays	15	-	-	-	-	-	-	-	-	-	-	-
	Campground/campsite (with cottage)	-	-	-	-	-	-	-	-	-	-	-	-
	Other-Paying Guest House and Apartment	1	-	-	-	-	-	-	-	-	-	-	-
	TCB certified Hotel-3 star	1	1	-	-	-	-	-	-	-	-	-	-
	TCB certified Hotel-4 star	-	-	-	-	-	-	-	-	-	-	-	-
	TCB certified Hotel-5 star	-	-	-	-	-	-	-	-	-	-	-	-
	Non-TCB certified Hotel- Budget	30	28	-	-	-	-	-	-	-	-	2	1
	Village Home Stays	-	-	-	-	-	-	-	-	-	-	-	-
	Campground/campsite (with cottage)	-	-	-	-	-	-	-	-	-	-	-	-
Samdrup Jongkhar	Other-Paying Guest House and Apartment	-	-	-	-	-	-	-	-	-	-	-	-
	TCB certified Hotel-3 star	1	1	-	-	-	-	-	-	-	-	-	-
	TCB certified Hotel-4 star	-	-	-	-	-	-	-	-	-	-	-	-
	TCB certified Hotel-5 star	-	-	-	-	-	-	-	-	-	-	-	-
	Non-TCB certified Hotel- Budget	30	28	-	-	-	-	-	-	-	-	2	1
	Village Home Stays	-	-	-	-	-	-	-	-	-	-	-	-
	Campground/campsite (with cottage)	-	-	-	-	-	-	-	-	-	-	-	-
	Other-Paying Guest House and Apartment	-	-	-	-	-	-	-	-	-	-	-	-
	TCB certified Hotel-3 star	-	-	-	-	-	-	-	-	-	-	-	-
	TCB certified Hotel-4 star	-	-	-	-	-	-	-	-	-	-	-	-
Samtse	TCB certified Hotel-5 star	-	-	-	-	-	-	-	-	-	-	-	-
	Non-TCB certified Hotel	5	3	-	-	-	-	-	-	-	-	-	-
	Village Home Stays	-	-	-	-	-	-	-	-	-	-	-	-
	Campground/campsite (with cottage)	-	-	-	-	-	-	-	-	-	-	-	-
	Other-Paying Guest House and Apartment	-	-	-	-	-	-	-	-	-	-	-	-
	TCB certified Hotel-3 star	1	1	-	-	-	-	-	-	-	-	-	1
	TCB certified Hotel-4 star	-	-	-	-	-	-	-	-	-	-	-	-

Sarpang	TCB certified Hotel-5 star	-	-	-	-	-	-	-	-	-	-	-	-	
	Non-TCB certified Hotel	38	31	-	-	-	-	-	-	-	-	-	-	
	Village Home Stays	-	-	-	-	-	-	-	-	-	-	-	-	
Thimphu	Campground/campsite (with cottage)	-	-	-	-	-	-	-	-	-	-	-	-	
	Other-Paying Guest House and Apartment	-	-	-	-	-	-	-	-	-	-	-	-	
	TCB certified Hotel-3 star	28	21	7	4	3	1	1	1	1	1	1	1	
	TCB certified Hotel-4 star	5	5	5	1	-	-	-	-	-	-	-	-	
	TCB certified Hotel-5 star	3	3	3	1	1	-	-	-	-	-	-	-	
	Non-TCB certified Hotel	44	35	1	4	3	-	-	-	-	-	-	-	
	Village Home Stays	2	-	-	-	-	-	-	-	-	-	-	-	
	Campground/campsite (with cottage)	-	-	-	-	-	-	-	-	-	-	-	-	
	Other-Paying Guest House and Apartment	-	-	-	-	-	-	-	-	-	-	-	-	
	TCB certified Hotel-3 star	2	2	1	1	-	-	-	-	-	-	-	-	
Trashigang	TCB certified Hotel-4 star	-	-	-	-	-	-	-	-	-	-	-	-	
	TCB certified Hotel-5 star	-	-	-	-	-	-	-	-	-	-	-	-	
	Non-TCB certified Hotel	3	1	-	-	-	-	-	-	-	-	-	-	
	Village Home Stays	4	-	-	-	-	-	-	-	-	-	-	-	
	Campground/campsite (with cottage)	-	-	-	-	-	-	-	-	-	-	-	-	
	Other-Paying Guest House and Apartment	-	-	-	-	-	-	-	-	-	-	-	-	
	TCB certified Hotel-3 star	-	-	-	-	-	-	-	-	-	-	-	-	
	TCB certified Hotel-4 star	-	-	-	-	-	-	-	-	-	-	-	-	
	TCB certified Hotel-5 star	-	-	-	-	-	-	-	-	-	-	-	-	
	Non-TCB certified Hotel	2	2	-	-	-	-	-	-	-	-	-	-	
Trashigang Yangtse	Village Home Stays	6	1	-	1	-	-	-	-	-	-	-	-	
	Campground/campsite (with cottage)	-	-	-	-	-	-	-	-	-	-	-	-	
	Other-Paying Guest House and Apartment	-	-	-	-	-	-	-	-	-	-	-	-	
	TCB certified Hotel-3 star	1	1	-	-	-	-	-	-	-	-	-	-	
	TCB certified Hotel-4 star	-	-	-	-	-	-	-	-	-	-	-	-	
	TCB certified Hotel-5 star	-	-	-	-	-	-	-	-	-	-	-	-	
	Non-TCB certified Hotel	5	4	-	-	-	-	-	-	-	-	-	-	
	Village Home Stays	-	-	-	-	-	-	-	-	-	-	-	-	
	Trongsa	TCB certified Hotel-3 star	1	1	-	-	-	-	-	-	-	-	-	-
		TCB certified Hotel-4 star	-	-	-	-	-	-	-	-	-	-	-	-
TCB certified Hotel-5 star		-	-	-	-	-	-	-	-	-	-	-	-	
Non-TCB certified Hotel		5	4	-	-	-	-	-	-	-	-	-	-	
Village Home Stays		-	-	-	-	-	-	-	-	-	-	-	-	

	Campground/campsite (with cottage)	-	-	-	-	-	-	-	-	-	-	-	-
	Other-Paying Guest House and Apartment	-	-	-	-	-	-	-	-	-	-	-	-
Tsirang	TCB certified Hotel-3 star	1	1	-	-	-	-	-	-	-	-	-	-
	TCB certified Hotel-4 star	-	-	-	-	-	-	-	-	-	-	-	-
	TCB certified Hotel-5 star	-	-	-	-	-	-	-	-	-	-	-	-
	Non-TCB certified Hotel	4	4	-	-	-	-	-	-	-	-	-	1
	Village Home Stays	-	-	-	-	-	-	-	-	-	-	-	-
	Campground/campsite (with cottage)	-	-	-	-	-	-	-	-	-	-	-	-
	Other-Paying Guest House and Apartment	-	-	-	-	-	-	-	-	-	-	-	-
	TCB certified Hotel-3 star	6	6	2	-	-	-	-	-	-	-	-	-
	TCB certified Hotel-4 star	-	-	-	-	-	-	-	-	-	-	-	-
	TCB certified Hotel-5 star	2	2	2	2	2	2	2	2	2	2	2	1
Wangdi Phodrang	Non-TCB certified Hotel	26	24	-	-	3	1	1	1	1	1	1	1
	Village Home Stays	32	5	-	-	-	-	-	-	-	-	-	2
	Campground/campsite (with cottage)	-	-	-	-	-	-	-	-	-	-	-	-
	Other-Paying Guest House and Apartment	-	-	-	-	-	-	-	-	-	-	-	-
Zhemgang	TCB certified Hotel-3 star	-	-	-	-	-	-	-	-	-	-	-	-
	TCB certified Hotel-4 star	-	-	-	-	-	-	-	-	-	-	-	-
	TCB certified Hotel-5 star	-	-	-	-	-	-	-	-	-	-	-	-
	Non-TCB certified Hotel	5	4	-	-	-	-	-	-	3	-	-	-
	Village Home Stays	2	-	-	-	-	-	-	-	-	-	-	-
	Campground/campsite (with cottage)	3	2	-	-	-	-	-	-	-	-	1	1
	Other-Paying Guest House and Apartment	-	-	-	-	-	-	-	-	-	-	-	-
	TOTAL	573	378	50	30	26	13	77					

Table 2.2: Number of Establishments and Employment by Nationality and Sex by Dzongkhag

Dzongkhags	Main activity	Number of Establishment	Total Employment		Bhutanese		Non-Bhutanese		
			Total	Male	Female	Male	Female	Male	Female
Bumthang	TCB certified Hotel-3 star	16	179	43	136	42	136	1	-
	TCB certified Hotel-4 star	-	-	-	-	-	-	-	-
	TCB certified Hotel-5 star	1	49	29	20	29	20	-	-
	Non-TCB certified Hotel	23	99	25	74	25	74	-	-
	Village Home Stays	17	40	12	28	12	28	-	-
Chukha	Campground/campsite (with cottage)	-	-	-	-	-	-	-	-
	Other-Paying Guest House and Apartment	-	-	-	-	-	-	-	-
	TCB certified Hotel-3 star	9	303	152	151	95	121	57	30
	TCB certified Hotel-4 star	-	-	-	-	-	-	-	-
	TCB certified Hotel-5 star	-	-	-	-	-	-	-	-
Dagana	Non-TCB certified Hotel	41	482	235	247	77	155	158	92
	Village Home Stays	-	-	-	-	-	-	-	-
	Campground/campsite (with cottage)	-	-	-	-	-	-	-	-
	Other-Paying Guest House and Apartment	-	-	-	-	-	-	-	-
	TCB certified Hotel-3 star	-	-	-	-	-	-	-	-
Gasa	TCB certified Hotel-4 star	-	-	-	-	-	-	-	-
	TCB certified Hotel-5 star	-	-	-	-	-	-	-	-
	Non-TCB certified Hotel	7	30	9	21	9	21	-	-
	Village Home Stays	-	-	-	-	-	-	-	-
	Campground/campsite (with cottage)	-	-	-	-	-	-	-	-
Gasa	Other-Paying Guest House and Apartment	-	-	-	-	-	-	-	-
	TCB certified Hotel-3 star	-	-	-	-	-	-	-	-
	TCB certified Hotel-4 star	-	-	-	-	-	-	-	-
	TCB certified Hotel-5 star	-	-	-	-	-	-	-	-
	Non-TCB certified Hotel	-	-	-	-	-	-	-	-
Gasa	Village Home Stays	7	14	4	10	4	10	-	-
	Campground/campsite (with cottage)	-	-	-	-	-	-	-	-

	Other-Paying Guest House and Apartment	-	-	-	-	-	-	-	-	-	-	-	-	-	-	-	-	-	-
Haa	TCB certified Hotel-3 star	4		50	18	32	18	32	18	32	18	32	18	32	18	32	18	32	18
	TCB certified Hotel-4 star	-		-	-	-	-	-	-	-	-	-	-	-	-	-	-	-	-
	TCB certified Hotel-5 star	-		-	-	-	-	-	-	-	-	-	-	-	-	-	-	-	-
	Non-TCB certified Hotel- Budget	2		7	2	5	2	5	2	5	2	5	2	5	2	5	2	5	2
	Village Home Stays	17		41	18	23	18	23	18	23	18	23	18	23	18	23	18	23	18
	Campground/campsite (with cottage)	-		-	-	-	-	-	-	-	-	-	-	-	-	-	-	-	-
	Other-Paying Guest House and Apartment	-		-	-	-	-	-	-	-	-	-	-	-	-	-	-	-	-
	TCB certified Hotel-3 star	-		-	-	-	-	-	-	-	-	-	-	-	-	-	-	-	-
	TCB certified Hotel-4 star	-		-	-	-	-	-	-	-	-	-	-	-	-	-	-	-	-
Lhuntse	TCB certified Hotel-5 star	-		-	-	-	-	-	-	-	-	-	-	-	-	-	-	-	-
	Non-TCB certified Hotel	3		12	4	8	4	8	4	8	4	8	4	8	4	8	4	8	4
	Village Home Stays	12		34	15	19	15	19	15	19	15	19	15	19	15	19	15	19	15
	Campground/campsite (with cottage)	-		-	-	-	-	-	-	-	-	-	-	-	-	-	-	-	-
	Other-Paying Guest House and Apartment	-		-	-	-	-	-	-	-	-	-	-	-	-	-	-	-	-
	TCB certified Hotel-3 star	2		36	17	19	17	19	17	19	17	19	17	19	17	19	17	19	17
	TCB certified Hotel-4 star	-		-	-	-	-	-	-	-	-	-	-	-	-	-	-	-	-
	TCB certified Hotel-5 star	-		-	-	-	-	-	-	-	-	-	-	-	-	-	-	-	-
	Mongar	Non-TCB certified Hotel	15		78	30	48	30	48	30	48	30	48	30	48	30	48	30	48
Village Home Stays		2		9	4	5	4	5	4	5	4	5	4	5	4	5	4	5	4
Campground/campsite (with cottage)		-		-	-	-	-	-	-	-	-	-	-	-	-	-	-	-	-
Other-Paying Guest House and Apartment		-		-	-	-	-	-	-	-	-	-	-	-	-	-	-	-	-
TCB certified Hotel-3 star		15		517	183	334	181	334	181	334	181	334	181	334	181	334	181	334	181
TCB certified Hotel-4 star		2		124	78	46	78	46	78	46	78	46	78	46	78	46	78	46	78
TCB certified Hotel-5 star		4		438	225	213	208	213	208	213	208	213	208	213	208	213	208	213	208
Non-TCB certified Hotel		50		452	178	274	178	274	178	274	178	274	178	274	178	274	178	274	178
Village Home Stays		18		66	25	41	25	41	25	41	25	41	25	41	25	41	25	41	25
Paro	Campground/campsite (with cottage)	-		-	-	-	-	-	-	-	-	-	-	-	-	-	-	-	-
	Other-Paying Guest House and Apartment	1		3	1	2	1	2	1	2	1	2	1	2	1	2	1	2	1
	TCB certified Hotel-3 star	-		-	-	-	-	-	-	-	-	-	-	-	-	-	-	-	-
	TCB certified Hotel-4 star	-		-	-	-	-	-	-	-	-	-	-	-	-	-	-	-	-

Pema Gatshel	TCB certified Hotel-5 star	-	-	-	-	-	-	-	-	-	-	-	-	-	-	-	-	-	-	
	Non-TCB certified Hotel	6	24	7	17	7	17	7	17	-	-	-	-	-	-	-	-	-	-	
	Village Home Stays	-	-	-	-	-	-	-	-	-	-	-	-	-	-	-	-	-	-	
	Campground/campsite (with cottage)	-	-	-	-	-	-	-	-	-	-	-	-	-	-	-	-	-	-	
	Other-Paying Guest House and Apartment	-	-	-	-	-	-	-	-	-	-	-	-	-	-	-	-	-	-	
	TCB certified Hotel-3 star	10	262	94	168	94	168	94	168	-	-	-	-	-	-	-	-	-	-	
	TCB certified Hotel-4 star	1	58	27	31	27	31	27	31	-	-	-	-	-	-	-	-	-	-	
	TCB certified Hotel-5 star	-	-	-	-	-	-	-	-	-	-	-	-	-	-	-	-	-	-	
	Non-TCB certified Hotel	11	134	38	96	38	96	38	96	-	-	-	-	-	-	-	-	-	-	
	Village Home Stays	15	34	13	21	13	21	13	21	-	-	-	-	-	-	-	-	-	-	
Punakha	Campground/campsite (with cottage)	-	-	-	-	-	-	-	-	-	-	-	-	-	-	-	-	-	-	
	Other-Paying Guest House and Apartment	1	4	1	3	1	3	1	3	-	-	-	-	-	-	-	-	-	-	
	TCB certified Hotel-3 star	1	11	5	6	5	6	5	6	-	-	-	-	-	-	-	-	-	-	
	TCB certified Hotel-4 star	-	-	-	-	-	-	-	-	-	-	-	-	-	-	-	-	-	-	
	TCB certified Hotel-5 star	-	-	-	-	-	-	-	-	-	-	-	-	-	-	-	-	-	-	
	Non-TCB certified Hotel	30	220	112	108	44	52	68	56	-	-	-	-	-	-	-	-	-	-	
	Village Home Stays	-	-	-	-	-	-	-	-	-	-	-	-	-	-	-	-	-	-	
	Campground/campsite (with cottage)	-	-	-	-	-	-	-	-	-	-	-	-	-	-	-	-	-	-	
	Other-Paying Guest House and Apartment	-	-	-	-	-	-	-	-	-	-	-	-	-	-	-	-	-	-	
	TCB certified Hotel-3 star	-	-	-	-	-	-	-	-	-	-	-	-	-	-	-	-	-	-	
Samdrup Jongkhar	TCB certified Hotel-4 star	-	-	-	-	-	-	-	-	-	-	-	-	-	-	-	-	-	-	
	TCB certified Hotel-5 star	-	-	-	-	-	-	-	-	-	-	-	-	-	-	-	-	-	-	
	Non-TCB certified Hotel	30	220	112	108	44	52	68	56	-	-	-	-	-	-	-	-	-	-	
	Village Home Stays	-	-	-	-	-	-	-	-	-	-	-	-	-	-	-	-	-	-	
	Campground/campsite (with cottage)	-	-	-	-	-	-	-	-	-	-	-	-	-	-	-	-	-	-	
	Other-Paying Guest House and Apartment	-	-	-	-	-	-	-	-	-	-	-	-	-	-	-	-	-	-	
	TCB certified Hotel-3 star	-	-	-	-	-	-	-	-	-	-	-	-	-	-	-	-	-	-	
	TCB certified Hotel-4 star	-	-	-	-	-	-	-	-	-	-	-	-	-	-	-	-	-	-	
	TCB certified Hotel-5 star	-	-	-	-	-	-	-	-	-	-	-	-	-	-	-	-	-	-	
	Non-TCB certified Hotel	5	27	16	11	12	11	4	-	-	-	-	-	-	-	-	-	-	-	
Samtse	Village Home Stays	-	-	-	-	-	-	-	-	-	-	-	-	-	-	-	-	-	-	
	Campground/campsite (with cottage)	-	-	-	-	-	-	-	-	-	-	-	-	-	-	-	-	-	-	
	Other-Paying Guest House and Apartment	-	-	-	-	-	-	-	-	-	-	-	-	-	-	-	-	-	-	
	TCB certified Hotel-3 star	1	18	8	10	6	9	2	1	-	-	-	-	-	-	-	-	-	-	
	TCB certified Hotel-4 star	-	-	-	-	-	-	-	-	-	-	-	-	-	-	-	-	-	-	
	TCB certified Hotel-5 star	-	-	-	-	-	-	-	-	-	-	-	-	-	-	-	-	-	-	
	Non-TCB certified Hotel	38	274	123	151	78	126	45	25	-	-	-	-	-	-	-	-	-	-	
	Village Home Stays	-	-	-	-	-	-	-	-	-	-	-	-	-	-	-	-	-	-	
	Sarpang	TCB certified Hotel-3 star	-	-	-	-	-	-	-	-	-	-	-	-	-	-	-	-	-	-
		TCB certified Hotel-4 star	-	-	-	-	-	-	-	-	-	-	-	-	-	-	-	-	-	-
TCB certified Hotel-5 star		-	-	-	-	-	-	-	-	-	-	-	-	-	-	-	-	-	-	
Non-TCB certified Hotel		38	274	123	151	78	126	45	25	-	-	-	-	-	-	-	-	-	-	
Village Home Stays		-	-	-	-	-	-	-	-	-	-	-	-	-	-	-	-	-	-	

	Campground/campsite (with cottage)	-	-	-	-	-	-	-	-	-	-	-	-	-	-	-	-
	Other-Paying Guest House and Apartment	-	-	-	-	-	-	-	-	-	-	-	-	-	-	-	-
Thimphu	TCB certified Hotel-3 star	28	901	350	551	347	550	3	1								
	TCB certified Hotel-4 star	5	308	147	161	133	156	14	5								
	TCB certified Hotel-5 star	3	726	446	280	436	279	10	1								
	Non-TCB certified Hotel	44	507	215	292	214	292	1	-								
	Village Home Stays	2	8	-	8	-	8	-	-								
	Campground/campsite (with cottage)	-	-	-	-	-	-	-	-								
	Other-Paying Guest House and Apartment	-	-	-	-	-	-	-	-								
	TCB certified Hotel-3 star	2	50	21	29	21	29	-	-								
	TCB certified Hotel-4 star	-	-	-	-	-	-	-	-								
Trashigang	TCB certified Hotel-5 star	-	-	-	-	-	-	-	-								
	Non-TCB certified Hotel	3	10	4	6	4	6	-	-								
	Village Home Stays	4	12	5	7	5	7	-	-								
	Campground/campsite (with cottage)	-	-	-	-	-	-	-	-								
	Other-Paying Guest House and Apartment	-	-	-	-	-	-	-	-								
	TCB certified Hotel-3 star	-	-	-	-	-	-	-	-								
	TCB certified Hotel-4 star	-	-	-	-	-	-	-	-								
	TCB certified Hotel-5 star	-	-	-	-	-	-	-	-								
	Non-TCB certified Hotel	2	12	4	8	4	8	-	-								
Trashiyangtse	Village Home Stays	6	13	5	8	5	8	-	-								
	Campground/campsite (with cottage)	-	-	-	-	-	-	-	-								
	Other-Paying Guest House and Apartment	-	-	-	-	-	-	-	-								
	TCB certified Hotel-3 star	1	26	18	8	18	8	-	-								
	TCB certified Hotel-4 star	-	-	-	-	-	-	-	-								
	TCB certified Hotel-5 star	-	-	-	-	-	-	-	-								
	Non-TCB certified Hotel	5	25	6	19	6	19	-	-								
	Village Home Stays	-	-	-	-	-	-	-	-								
	Campground/campsite (with cottage)	-	-	-	-	-	-	-	-								
Trongsa	Other-Paying Guest House and Apartment	-	-	-	-	-	-	-	-								
	TCB certified Hotel-3 star	-	-	-	-	-	-	-	-								
	TCB certified Hotel-4 star	-	-	-	-	-	-	-	-								
	TCB certified Hotel-5 star	-	-	-	-	-	-	-	-								
	Non-TCB certified Hotel	5	25	6	19	6	19	-	-								
Trongsa	Village Home Stays	-	-	-	-	-	-	-	-								
	Campground/campsite (with cottage)	-	-	-	-	-	-	-	-								
	Other-Paying Guest House and Apartment	-	-	-	-	-	-	-	-								
	TCB certified Hotel-3 star	-	-	-	-	-	-	-	-								
	TCB certified Hotel-3 star	1	8	5	3	5	3	-	-								

Tsirang	TCB certified Hotel-4 star	-	-	-	-	-	-	-	-	-	-	-	-
	TCB certified Hotel-5 star	-	-	-	-	-	-	-	-	-	-	-	-
	Non-TCB certified Hotel	4	24	8	16	8	16	8	16	-	-	-	-
	Village Home Stays	-	-	-	-	-	-	-	-	-	-	-	-
	Camphground/campsite (with cottage)	-	-	-	-	-	-	-	-	-	-	-	-
Wangdi Phodrang	Other-Paying Guest House and Apartment	-	-	-	-	-	-	-	-	-	-	-	-
	TCB certified Hotel-3 star	6	127	58	69	58	69	58	69	69	-	-	-
	TCB certified Hotel-4 star	-	-	-	-	-	-	-	-	-	-	-	-
	TCB certified Hotel-5 star	2	120	75	45	75	45	75	45	45	-	-	-
	Non-TCB certified Hotel	26	217	90	127	90	127	90	127	127	-	-	-
	Village Home Stays	32	89	27	62	27	62	27	62	62	-	-	-
	Camphground/campsite (with cottage)	-	-	-	-	-	-	-	-	-	-	-	-
Zhemgang	Other-Paying Guest House and Apartment	-	-	-	-	-	-	-	-	-	-	-	-
	TCB certified Hotel-3 star	-	-	-	-	-	-	-	-	-	-	-	-
	TCB certified Hotel-4 star	-	-	-	-	-	-	-	-	-	-	-	-
	TCB certified Hotel-5 star	-	-	-	-	-	-	-	-	-	-	-	-
	Non-TCB certified Hotel	5	20	13	7	13	7	13	7	7	-	-	-
Total	Village Home Stays	2	5	2	3	2	3	2	3	3	-	-	-
	Camphground/campsite (with cottage)	3	27	23	4	23	4	23	4	4	-	-	-
	Other-Paying Guest House and Apartment	-	-	-	-	-	-	-	-	-	-	-	-
	Total	573	7,364	3,273	4,091	2,891	3,879	2,891	3,879	382	212	-	-

Table 2.3: Number of Establishments, Rooms/beds available in a year and Employment by Sex by Dzongkhag

Dzongkhags	Main activity	Number of Establishment	Rooms	Beds	Employment		
					Total	Male	Female
Bumthang	TCB certified Hotel-3 star	16	131,960	252,386	179	43	136
	TCB certified Hotel-4 star	-	-	-	-	-	-
	TCB certified Hotel-5 star	1	8,760	8,760	49	29	20
	Non-TCB certified Hotel	23	102,850	178,400	99	25	74
	Village Home Stays	17	17,184	37,754	40	12	28
Chukha	Campground/campsite (with cottage)	-	-	-	-	-	-
	Other-Paying Guest House and Apartment	-	-	-	-	-	-
	TCB certified Hotel-3 star	9	110,328	187,170	303	152	151
	TCB certified Hotel-4 star	-	-	-	-	-	-
	TCB certified Hotel-5 star	-	-	-	-	-	-
Dagana	Non-TCB certified Hotel	41	265,544	436,202	482	235	247
	Village Home Stays	-	-	-	-	-	-
	Campground/campsite (with cottage)	-	-	-	-	-	-
	Other-Paying Guest House and Apartment	-	-	-	-	-	-
	TCB certified Hotel-3 star	-	-	-	-	-	-
Gasa	TCB certified Hotel-4 star	-	-	-	-	-	-
	TCB certified Hotel-5 star	-	-	-	-	-	-
	Non-TCB certified Hotel	7	19,710	24,454	30	9	21
	Village Home Stays	-	-	-	-	-	-
	Campground/campsite (with cottage)	-	-	-	-	-	-
Gasa	Other-Paying Guest House and Apartment	-	-	-	-	-	-
	TCB certified Hotel-3 star	-	-	-	-	-	-
	TCB certified Hotel-4 star	-	-	-	-	-	-
	TCB certified Hotel-5 star	-	-	-	-	-	-
	Non-TCB certified Hotel	-	-	-	-	-	-

	Village Home Stays	7	8,114	19,138	14	4	10
	Campground/campsite (with cottage)	-	-	-	-	-	-
	Other-Paying Guest House and Apartment	-	-	-	-	-	-
	TCB certified Hotel-3 star	4	35,042	70,080	50	18	32
	TCB certified Hotel-4 star	-	-	-	-	-	-
	TCB certified Hotel-5 star	-	-	-	-	-	-
Haa	Non-TCB certified Hotel	2	7,300	15,330	7	2	5
	Village Home Stays	17	16,646	35,520	41	18	23
	Campground/campsite (with cottage)	-	-	-	-	-	-
	Other-Paying Guest House and Apartment	-	-	-	-	-	-
	TCB certified Hotel-3 star	-	-	-	-	-	-
	TCB certified Hotel-4 star	-	-	-	-	-	-
	TCB certified Hotel-5 star	-	-	-	-	-	-
Lhuntse	Non-TCB certified Hotel	3	10,928	13,854	12	4	8
	Village Home Stays	12	11,650	23,512	34	15	19
	Campground/campsite (with cottage)	-	-	-	-	-	-
	Other-Paying Guest House and Apartment	-	-	-	-	-	-
	TCB certified Hotel-3 star	2	18,250	28,106	36	17	19
	TCB certified Hotel-4 star	-	-	-	-	-	-
	TCB certified Hotel-5 star	-	-	-	-	-	-
Mongar	Non-TCB certified Hotel	15	38,980	57,900	78	30	48
	Village Home Stays	2	2,528	6,692	9	4	5
	Campground/campsite (with cottage)	-	-	-	-	-	-
	Other-Paying Guest House and Apartment	-	-	-	-	-	-
	TCB certified Hotel-3 star	15	152,202	286,768	517	183	334
	TCB certified Hotel-4 star	2	17,788	31,474	124	78	46
	TCB certified Hotel-5 star	4	57,302	108,586	438	225	213
	Non-TCB certified Hotel	50	232,118	404,694	452	178	274
	Village Home Stays	18	19,506	39,102	66	25	41

Paro	Campground/campsite (with cottage)	-	-	-	-	-	-	-	-	-
	Other-Paying Guest House and Apartment	1	1,460	2,190	3	1	-	-	2	
Pema Gatshel	TCB certified Hotel-3 star	-	-	-	-	-	-	-	-	
	TCB certified Hotel-4 star	-	-	-	-	-	-	-	-	
	TCB certified Hotel-5 star	-	-	-	-	-	-	-	-	
	Non-TCB certified Hotel	6	20,078	30,296	24	7	-	-	17	
	Village Home Stays	-	-	-	-	-	-	-	-	
	Campground/campsite (with cottage)	-	-	-	-	-	-	-	-	
Punakha	Other-Paying Guest House and Apartment	-	-	-	-	-	-	-	-	
	TCB certified Hotel-3 star	10	102,090	207,980	262	94	-	-	168	
	TCB certified Hotel-4 star	1	14,196	22,932	58	27	-	-	31	
	TCB certified Hotel-5 star	-	-	-	-	-	-	-	-	
	Non-TCB certified Hotel	11	57,776	100,630	134	38	-	-	96	
	Village Home Stays	15	15,582	42,224	34	13	-	-	21	
Samdrup Jongkhar	Campground/campsite (with cottage)	-	-	-	-	-	-	-	-	
	Other-Paying Guest House and Apartment	1	5,110	13,520	4	1	-	-	3	
	TCB certified Hotel-3 star	1	2,920	5,840	11	5	-	-	6	
	TCB certified Hotel-4 star	-	-	-	-	-	-	-	-	
	TCB certified Hotel-5 star	-	-	-	-	-	-	-	-	
	Non-TCB certified Hotel	30	117,124	181,318	220	112	-	-	108	
Samtse	Village Home Stays	-	-	-	-	-	-	-	-	
	Campground/campsite (with cottage)	-	-	-	-	-	-	-	-	
	Other-Paying Guest House and Apartment	-	-	-	-	-	-	-	-	
	TCB certified Hotel-3 star	-	-	-	-	-	-	-	-	
	TCB certified Hotel-4 star	-	-	-	-	-	-	-	-	
	TCB certified Hotel-5 star	-	-	-	-	-	-	-	-	
Samtse	Non-TCB certified Hotel	5	35,424	48,546	27	16	-	-	11	
	Village Home Stays	-	-	-	-	-	-	-	-	
	Campground/campsite (with cottage)	-	-	-	-	-	-	-	-	
	Campground/campsite (with cottage)	-	-	-	-	-	-	-	-	

	Other-Paying Guest House and Apartment	-	-	-	-	-	-	-	-	-	-	-	-
Sarpang	TCB certified Hotel-3 star	1	8,030	11,680	18	8	10						
	TCB certified Hotel-4 star	-	-	-	-	-	-						
	TCB certified Hotel-5 star	-	-	-	-	-	-						
	Non-TCB certified Hotel	38	136,506	205,616	274	123	151						
	Village Home Stays	-	-	-	-	-	-	-					
	Campground/campsite (with cottage)	-	-	-	-	-	-	-					
Thimphu	Other-Paying Guest House and Apartment	-	-	-	-	-	-						
	TCB certified Hotel-3 star	28	255,372	457,188	901	350	551						
	TCB certified Hotel-4 star	5	80,962	126,206	308	147	161						
	TCB certified Hotel-5 star	3	49,250	71,860	726	446	280						
	Non-TCB certified Hotel	44	279,624	477,350	507	215	292						
	Village Home Stays	2	2,014	5,864	8	0	8						
Trashigang	Campground/campsite (with cottage)	-	-	-	-	-	-						
	Other-Paying Guest House and Apartment	-	-	-	-	-	-						
	TCB certified Hotel-3 star	2	25,366	61,524	50	21	29						
	TCB certified Hotel-4 star	-	-	-	-	-	-						
	TCB certified Hotel-5 star	-	-	-	-	-	-						
	Non-TCB certified Hotel	3	13,870	24,820	10	4	6						
Trashi Yangtse	Village Home Stays	4	3,378	8,030	12	5	7						
	Campground/campsite (with cottage)	-	-	-	-	-	-						
	Other-Paying Guest House and Apartment	-	-	-	-	-	-						
	TCB certified Hotel-3 star	-	-	-	-	-	-						
	TCB certified Hotel-4 star	-	-	-	-	-	-						
	TCB certified Hotel-5 star	-	-	-	-	-	-						
Trashi Yangtse	Non-TCB certified Hotel	2	12,774	25,550	12	4	8						
	Village Home Stays	6	6,096	13,400	13	5	8						
	Campground/campsite (with cottage)	-	-	-	-	-	-						

	Other-Paying Guest House and Apartment	-	-	-	-	-	-	-	-	-	-	-	-
Trsongsa	TCB certified Hotel-3 star	1	7,664	15,328	26	18	8						
	TCB certified Hotel-4 star	-	-	-	-	-	-						
	TCB certified Hotel-5 star	-	-	-	-	-	-						
	Non-TCB certified Hotel	5	23,722	47,444	25	6	19						
	Village Home Stays	-	-	-	-	-	-						
	Campground/campsite (with cottage)	-	-	-	-	-	-						
	Other-Paying Guest House and Apartment	-	-	-	-	-	-						
Tsirang	TCB certified Hotel-3 star	1	6,204	10,950	8	5	3						
	TCB certified Hotel-4 star	-	-	-	-	-	-						
	TCB certified Hotel-5 star	-	-	-	-	-	-						
	Non-TCB certified Hotel	4	11,314	16,426	24	8	16						
	Village Home Stays	-	-	-	-	-	-						
	Campground/campsite (with cottage)	-	-	-	-	-	-						
	Other-Paying Guest House and Apartment	-	-	-	-	-	-						
Wangdi Phodrang	TCB certified Hotel-3 star	6	46,520	85,120	127	58	69						
	TCB certified Hotel-4 star	-	-	-	-	-	-						
	TCB certified Hotel-5 star	2	10,220	10,220	120	75	45						
	Non-TCB certified Hotel	26	112,420	204,450	217	90	127						
	Village Home Stays	32	31,356	69,532	89	27	62						
	Campground/campsite (with cottage)	-	-	-	-	-	-						
	Other-Paying Guest House and Apartment	-	-	-	-	-	-						
Zhemgang	TCB certified Hotel-3 star	-	-	-	-	-	-						
	TCB certified Hotel-4 star	-	-	-	-	-	-						
	TCB certified Hotel-5 star	-	-	-	-	-	-						
	Non-TCB certified Hotel	5	15,330	21,900	20	13	7						
	Village Home Stays	2	1,826	4,510	5	2	3						
	Campground/campsite (with cottage)	3	8,030	16,060	27	23	4						

Other-Paying Guest House and Apartment	-	-	-	-	-	-	-
Total	573	2,804,298	4,912,386	7,364	3,273	4,091	-

Table 2.4: Number of Establishments and Employment by Type of Activity

Main activity	Number of Establishment	Total Employment			Bhutanese			Non-Bhutanese		
		Total	Male	Female	Total	Male	Female	Total	Male	Female
TCB certified Hotel-3 star	96	2,488	972	1,516	2,391	907	1,484	97	65	32
TCB certified Hotel-4 star	8	490	252	238	471	238	233	19	14	5
TCB certified Hotel-5 star	10	1,333	775	558	1,304	748	556	29	27	2
Non-TCB certified Hotel-Budget	320	2,654	1,119	1,535	2,205	843	1,362	449	276	173
Village Home Stays	134	365	130	235	365	130	235	-	-	-
Campground/campsite (with cottage)	3	27	23	4	27	23	4	-	-	-
Other-Paying Guest House and Apartment	2	7	2	5	7	2	5	-	-	-
Total	573	7,364	3,273	4,091	6,770	2,891	3,879	594	382	212

Table 2.5: Number of Establishments by Hours of Work by Type of Activity

Main activity	Number of Establishment	Average Working Hours
TCB certified Hotel-3 star	96	8
TCB certified Hotel-4 star	8	9
TCB certified Hotel-5 star	10	9
Non-TCB certified Hotel- Budget	320	10
Village Home Stays	134	8
Campground/campsite (with cottage)	3	10
Other-Paying Guest House and Apartment	2	7
Total	573	9

Table 2.6: Number of Establishments and Guests received by Dzongkhags

Dzongkhags	Tourism Characteristic Industry (Main activity)	Number of Establishment	Total Number of Guests
Bumthang	TCB certified Hotel-3 star	16	79,976
	TCB certified Hotel-4 star	-	-
	TCB certified Hotel-5 star	1	2,306
	Non-TCB certified Hotel	23	54,232
	Village Home Stays	17	5,320
	Campground/campsite (with cottage)	-	-
	Other-Paying Guest House and Apartment	-	-
Chukha	TCB certified Hotel-3 star	9	76,782
	TCB certified Hotel-4 star	-	-
	TCB certified Hotel-5 star	-	-
	Non-TCB certified Hotel- Budget	41	241,679
	Village Home Stays	-	-
	Campground/campsite (with cottage)	-	-
	Other-Paying Guest House and Apartment	-	-
Dagana	TCB certified Hotel-3 star	-	-
	TCB certified Hotel-4 star	-	-
	TCB certified Hotel-5 star	-	-
	Non-TCB certified Hotel- Budget	7	10,853
	Village Home Stays	-	-
	Campground/campsite (with cottage)	-	-
	Other-Paying Guest House and Apartment	-	-
Gasa	TCB certified Hotel-3 star	-	-
	TCB certified Hotel-4 star	-	-
	TCB certified Hotel-5 star	-	-
	Non-TCB certified Hotel- Budget	-	-
	Village Home Stays	7	3,777
	Campground/campsite (with cottage)	-	-
	Other-Paying Guest House and Apartment	-	-
Haa	TCB certified Hotel-3 star	4	32,998
	TCB certified Hotel-4 star	-	-
	TCB certified Hotel-5 star	-	-
	Non-TCB certified Hotel- Budget	2	7,000
	Village Home Stays	17	4,627
	Campground/campsite (with cottage)	-	-
	Other-Paying Guest House and Apartment	-	-
	TCB certified Hotel-3 star	-	-
	TCB certified Hotel-4 star	-	-
	TCB certified Hotel-5 star	-	-

Lhuntse	Non-TCB certified Hotel- Budget	3	4,971
	Village Home Stays	12	3,412
	Campground/campsite (with cottage)	-	-
	Other-Paying Guest House and Apartment	-	-
Mongar	TCB certified Hotel-3 star	2	8,211
	TCB certified Hotel-4 star	-	-
	TCB certified Hotel-5 star	-	-
	Non-TCB certified Hotel- Budget	15	20,506
	Village Home Stays	2	1,535
	Campground/campsite (with cottage)	-	-
	Other-Paying Guest House and Apartment	-	-
Paro	TCB certified Hotel-3 star	15	116,271
	TCB certified Hotel-4 star	2	15,621
	TCB certified Hotel-5 star	4	39,202
	Non-TCB certified Hotel- Budget	50	205,156
	Village Home Stays	18	29,103
	Campground/campsite (with cottage)	-	-
	Other-Paying Guest House and Apartment	1	1,277
Pema Gatshel	TCB certified Hotel-3 star	-	-
	TCB certified Hotel-4 star	-	-
	TCB certified Hotel-5 star	-	-
	Non-TCB certified Hotel- Budget	6	10,569
	Village Home Stays	-	-
	Campground/campsite (with cottage)	-	-
	Other-Paying Guest House and Apartment	-	-
Punakha	TCB certified Hotel-3 star	10	63,278
	TCB certified Hotel-4 star	1	5,849
	TCB certified Hotel-5 star	-	-
	Non-TCB certified Hotel- Budget	11	39,828
	Village Home Stays	15	16,125
	Campground/campsite (with cottage)	-	-
	Other-Paying Guest House and Apartment	1	9,540
Samdrup Jongkhar	TCB certified Hotel-3 star	1	5,500
	TCB certified Hotel-4 star	-	-
	TCB certified Hotel-5 star	-	-
	Non-TCB certified Hotel- Budget	30	130,893
	Village Home Stays	-	-
	Campground/campsite (with cottage)	-	-
	Other-Paying Guest House and Apartment	-	-
	TCB certified Hotel-3 star	-	-
	TCB certified Hotel-4 star	-	-
	TCB certified Hotel-5 star	-	-

Samtse	Non-TCB certified Hotel- Budget	5	6,097
	Village Home Stays	-	-
	Campground/campsite (with cottage)	-	-
	Other-Paying Guest House and Apartment	-	-
Sarpang	TCB certified Hotel-3 star	1	3,467
	TCB certified Hotel-4 star	-	-
	TCB certified Hotel-5 star	-	-
	Non-TCB certified Hotel- Budget	38	175,115
	Village Home Stays	-	-
	Campground/campsite (with cottage)	-	-
	Other-Paying Guest House and Apartment	-	-
Thimphu	TCB certified Hotel-3 star	28	224,870
	TCB certified Hotel-4 star	5	34,186
	TCB certified Hotel-5 star	3	25,561
	Non-TCB certified Hotel- Budget	44	322,734
	Village Home Stays	2	344
	Campground/campsite (with cottage)	-	-
	Other-Paying Guest House and Apartment	-	-
Trashigang	TCB certified Hotel-3 star	2	26,550
	TCB certified Hotel-4 star	-	-
	TCB certified Hotel-5 star	-	-
	Non-TCB certified Hotel- Budget	3	2,333
	Village Home Stays	4	1,609
	Campground/campsite (with cottage)	-	-
	Other-Paying Guest House and Apartment	-	-
Trashigang	TCB certified Hotel-3 star	-	-
	TCB certified Hotel-4 star	-	-
	TCB certified Hotel-5 star	-	-
	Non-TCB certified Hotel- Budget	2	6,965
	Village Home Stays	6	3,853
	Campground/campsite (with cottage)	-	-
	Other-Paying Guest House and Apartment	-	-
Trongsa	TCB certified Hotel-3 star	1	4,214
	TCB certified Hotel-4 star	-	-
	TCB certified Hotel-5 star	-	-
	Non-TCB certified Hotel- Budget	5	10,527
	Village Home Stays	-	-
	Campground/campsite (with cottage)	-	-
	Other-Paying Guest House and Apartment	-	-
Tsirang	TCB certified Hotel-3 star	1	1,825
	TCB certified Hotel-4 star	-	-
	TCB certified Hotel-5 star	-	-
	Non-TCB certified Hotel- Budget	4	6,574

	Village Home Stays	-	-
	Campground/campsite (with cottage)	-	-
	Other-Paying Guest House and Apartment	-	-
Wangdi Phodrang	TCB certified Hotel-3 star	6	40,018
	TCB certified Hotel-4 star	-	-
	TCB certified Hotel-5 star	2	6,358
	Non-TCB certified Hotel- Budget	26	104,051
	Village Home Stays	32	29,582
	Campground/campsite (with cottage)	-	-
	Other-Paying Guest House and Apartment	-	-
Zhemgang	TCB certified Hotel-3 star	-	-
	TCB certified Hotel-4 star	-	-
	TCB certified Hotel-5 star	-	-
	Non-TCB certified Hotel- Budget	5	5,165
	Village Home Stays	2	700
	Campground/campsite (with cottage)	3	5,312
	Other-Paying Guest House and Apartment	-	-
	Total	573	2,294,407

Table 2.7: Number of Establishments and Types of Guests (in %)

Main activity	Number of Establishment	Domestic	International	Regional	Local
TCB certified Hotel-3 star	96	10	54	32	4
TCB certified Hotel-4 star	8	7	56	31	6
TCB certified Hotel-5 star	10	1	81	17	1
Non-TCB certified Hotel- Budget	320	34	12	41	12
Village Home Stays	134	19	58	21	2
Campground/campsite (with cottage)	3	52	5	35	8
Other-Paying Guest House and Apartment	2	23	3	58	18
Total	573	26	32	34	8

Table 2.8: Number of Establishment and Type of Guests by Dzongkhag (%)

Dzongkhags	Main activity	Number of Establishment	Domestic	International	Regional	Local
Bumthang	TCB certified Hotel-3 star	16	4	81	15	-
	TCB certified Hotel-4 star	-	-	-	-	-
	TCB certified Hotel-5 star	1	-	99	1	-
	Non-TCB certified Hotel	23	37	22	34	6
	Village Home Stays	17	8	76	15	1
	Campground/campsite (with cottage)	-	-	-	-	-
	Other-Paying Guest House and Apartment	-	-	-	-	-
Chukha	TCB certified Hotel-3 star	9	18	23	53	6
	TCB certified Hotel-4 star	-	-	-	-	-
	TCB certified Hotel-5 star	-	-	-	-	-
	Non-TCB certified Hotel- Budget	41	42	2	43	13
	Village Home Stays	-	-	-	-	-

	Campground/campsite (with cottage)	-	-	-	-	-	-	-	-	-	-	-
	Other-Paying Guest House and Apartment	-	-	-	-	-	-	-	-	-	-	-
Dagana	TCB certified Hotel-3 star	-	-	-	-	-	-	-	-	-	-	-
	TCB certified Hotel-4 star	-	-	-	-	-	-	-	-	-	-	-
	TCB certified Hotel-5 star	-	-	-	-	-	-	-	-	-	-	-
	Non-TCB certified Hotel- Budget	7	38	4	37	21						
	Village Home Stays	-	-	-	-	-	-	-	-	-	-	-
	Campground/campsite (with cottage)	-	-	-	-	-	-	-	-	-	-	-
	Other-Paying Guest House and Apartment	-	-	-	-	-	-	-	-	-	-	-
Gasa	TCB certified Hotel-3 star	-	-	-	-	-	-	-	-	-	-	-
	TCB certified Hotel-4 star	-	-	-	-	-	-	-	-	-	-	-
	TCB certified Hotel-5 star	-	-	-	-	-	-	-	-	-	-	-
	Non-TCB certified Hotel- Budget	-	-	-	-	-	-	-	-	-	-	-
	Village Home Stays	7	16	73	11	1						
	Campground/campsite (with cottage)	-	-	-	-	-	-	-	-	-	-	-
	Other-Paying Guest House and Apartment	-	-	-	-	-	-	-	-	-	-	-
Haa	TCB certified Hotel-3 star	4	21	51	-	-	-	-	-	-	-	-
	TCB certified Hotel-4 star	-	-	-	-	-	-	-	-	-	-	-
	TCB certified Hotel-5 star	-	-	-	-	-	-	-	-	-	-	-
	Non-TCB certified Hotel- Budget	2	23	3	63	13						
	Village Home Stays	17	21	49	28	2						
	Campground/campsite (with cottage)	-	-	-	-	-	-	-	-	-	-	-
	Other-Paying Guest House and Apartment	-	-	-	-	-	-	-	-	-	-	-
Lhuntse	TCB certified Hotel-3 star	-	-	-	-	-	-	-	-	-	-	-
	TCB certified Hotel-4 star	-	-	-	-	-	-	-	-	-	-	-
	TCB certified Hotel-5 star	-	-	-	-	-	-	-	-	-	-	-
	Non-TCB certified Hotel- Budget	3	53	17	20	9						
	Village Home Stays	12	34	49	13	4						
	Campground/campsite (with cottage)	-	-	-	-	-	-	-	-	-	-	-
	Other-Paying Guest House and Apartment	-	-	-	-	-	-	-	-	-	-	-

Mongar	TCB certified Hotel-3 star	2	10	83	6	2
	TCB certified Hotel-4 star	-	-	-	-	-
	TCB certified Hotel-5 star	-	-	-	-	-
	Non-TCB certified Hotel- Budget	15	49	13	25	12
	Village Home Stays	2	28	55	13	5
	Campground/campsite (with cottage)	-	-	-	-	-
	Other-Paying Guest House and Apartment	-	-	-	-	-
	TCB certified Hotel-3 star	15	16	50	31	3
	TCB certified Hotel-4 star	2	10	55	25	10
	TCB certified Hotel-5 star	4	2	76	21	2
Paro	Non-TCB certified Hotel- Budget	50	16	13	64	8
	Village Home Stays	18	11	56	27	6
	Campground/campsite (with cottage)	-	-	-	-	-
	Other-Paying Guest House and Apartment	1	10	0	80	10
	TCB certified Hotel-3 star	-	-	-	-	-
	TCB certified Hotel-4 star	-	-	-	-	-
	TCB certified Hotel-5 star	-	-	-	-	-
	Non-TCB certified Hotel- Budget	6	53	14	18	15
	Village Home Stays	-	-	-	-	-
	Campground/campsite (with cottage)	-	-	-	-	-
Pema Gatshel	Other-Paying Guest House and Apartment	-	-	-	-	-
	TCB certified Hotel-3 star	10	6	47	41	6
	TCB certified Hotel-4 star	1	20	55	20	5
	TCB certified Hotel-5 star	-	-	-	-	-
	Non-TCB certified Hotel- Budget	11	14	31	49	6
	Village Home Stays	15	13	54	32	-
	Campground/campsite (with cottage)	-	-	-	-	-
	Other-Paying Guest House and Apartment	1	35	5	35	25
	TCB certified Hotel-3 star	1	20	40	30	10
	TCB certified Hotel-4 star	-	-	-	-	-
Punakha	TCB certified Hotel-3 star	1	20	40	30	10
	TCB certified Hotel-4 star	-	-	-	-	-
	TCB certified Hotel-5 star	-	-	-	-	-
	Non-TCB certified Hotel- Budget	11	14	31	49	6
	Village Home Stays	15	13	54	32	-
	Campground/campsite (with cottage)	-	-	-	-	-
	Other-Paying Guest House and Apartment	1	35	5	35	25
	TCB certified Hotel-3 star	1	20	40	30	10
	TCB certified Hotel-4 star	-	-	-	-	-
	TCB certified Hotel-5 star	-	-	-	-	-

Samdrup Jongkhar	TCB certified Hotel-5 star	-	-	-	-	-	-	-	-	-
	Non-TCB certified Hotel- Budget	30	40	9	36	15				
	Village Home Stays	-	-	-	-	-				
	Campground/campsite (with cottage)	-	-	-	-	-				
	Other-Paying Guest House and Apartment	-	-	-	-	-				
	TCB certified Hotel-3 star	-	-	-	-	-				
	TCB certified Hotel-4 star	-	-	-	-	-				
	TCB certified Hotel-5 star	-	-	-	-	-				
	Non-TCB certified Hotel- Budget	5	50	3	26	21				
	Village Home Stays	-	-	-	-	-				
Samtse	Campground/campsite (with cottage)	-	-	-	-	-				
	Other-Paying Guest House and Apartment	-	-	-	-	-				
	TCB certified Hotel-3 star	1	30	5	10	55				
	TCB certified Hotel-4 star	-	-	-	-	-				
	TCB certified Hotel-5 star	-	-	-	-	-				
	Non-TCB certified Hotel- Budget	38	47	3	29	21				
	Village Home Stays	-	-	-	-	-				
	Campground/campsite (with cottage)	-	-	-	-	-				
	Other-Paying Guest House and Apartment	-	-	-	-	-				
	TCB certified Hotel-3 star	-	-	-	-	-				
Sarpang	TCB certified Hotel-4 star	-	-	-	-	-				
	TCB certified Hotel-5 star	-	-	-	-	-				
	Non-TCB certified Hotel- Budget	38	47	3	29	21				
	Village Home Stays	-	-	-	-	-				
	Campground/campsite (with cottage)	-	-	-	-	-				
	Other-Paying Guest House and Apartment	-	-	-	-	-				
	TCB certified Hotel-3 star	28	6	52	38	4				
	TCB certified Hotel-4 star	5	3	57	35	5				
	TCB certified Hotel-5 star	3	1	71	28	-				
	Non-TCB certified Hotel- Budget	44	25	7	53	15				
Thimphu	Village Home Stays	2	55	35	10	-				
	Campground/campsite (with cottage)	-	-	-	-	-				
	Other-Paying Guest House and Apartment	-	-	-	-	-				
	TCB certified Hotel-3 star	2	23	77	1	1				
	TCB certified Hotel-4 star	-	-	-	-	-				
	TCB certified Hotel-5 star	-	-	-	-	-				
	Non-TCB certified Hotel- Budget	3	45	27	13	15				
	Village Home Stays	-	-	-	-	-				
	Campground/campsite (with cottage)	-	-	-	-	-				
	Trashigang	Other-Paying Guest House and Apartment	-	-	-	-	-			
TCB certified Hotel-3 star		2	23	77	1	1				
TCB certified Hotel-4 star		-	-	-	-	-				
TCB certified Hotel-5 star		-	-	-	-	-				
Non-TCB certified Hotel- Budget		3	45	27	13	15				
Village Home Stays		-	-	-	-	-				
Campground/campsite (with cottage)		-	-	-	-	-				
Other-Paying Guest House and Apartment		-	-	-	-	-				
TCB certified Hotel-3 star		2	23	77	1	1				
TCB certified Hotel-4 star		-	-	-	-	-				

	Village Home Stays	4	15	81	3	1
	Campground/campsite (with cottage)	-	-	-	-	-
	Other-Paying Guest House and Apartment	-	-	-	-	-
	TCB certified Hotel-3 star	-	-	-	-	-
	TCB certified Hotel-4 star	-	-	-	-	-
	TCB certified Hotel-5 star	-	-	-	-	-
	Non-TCB certified Hotel- Budget	2	43	30	15	13
	Village Home Stays	6	24	57	9	11
	Campground/campsite (with cottage)	-	-	-	-	-
	Other-Paying Guest House and Apartment	-	-	-	-	-
	TCB certified Hotel-3 star	1	2	90	8	-
	TCB certified Hotel-4 star	-	-	-	-	-
	TCB certified Hotel-5 star	-	-	-	-	-
	Non-TCB certified Hotel- Budget	5	35	26	31	8
	Village Home Stays	-	-	-	-	-
	Campground/campsite (with cottage)	-	-	-	-	-
	Other-Paying Guest House and Apartment	-	-	-	-	-
	TCB certified Hotel-3 star	1	70	20	0	10
	TCB certified Hotel-4 star	-	-	-	-	-
	TCB certified Hotel-5 star	-	-	-	-	-
	Non-TCB certified Hotel- Budget	4	43	3	36	19
	Village Home Stays	-	-	-	-	-
	Campground/campsite (with cottage)	-	-	-	-	-
	Other-Paying Guest House and Apartment	-	-	-	-	-
	TCB certified Hotel-3 star	6	5	55	40	-
	TCB certified Hotel-4 star	-	-	-	-	-
	TCB certified Hotel-5 star	2	-	97	3	1
	Non-TCB certified Hotel- Budget	26	26	39	31	5
	Village Home Stays	32	20	56	23	1
	Campground/campsite (with cottage)	-	-	-	-	-

	Other-Paying Guest House and Apartment	-	-	-	-	-	-	-	-
Zhemgang	TCB certified Hotel-3 star	-	-	-	-	-	-	-	-
	TCB certified Hotel-4 star	-	-	-	-	-	-	-	-
	TCB certified Hotel-5 star	-	-	-	-	-	-	-	-
	Non-TCB certified Hotel- Budget	5	55	7	26	12			
	Village Home Stays	2	43	30	25	3			
	Campground/campsite (with cottage)	3	52	5	35	8			
	Other-Paying Guest House and Apartment	-	-	-	-	-	-	-	-
	Total	573	26	32	34	8			

Table 2.9: Number of Establishment and Average Room Occupancy Rate by Dzongkhag

Dzongkhags	Tourism Characteristic Industry (Main activity)	Number of Establishment	Total Rooms	Total Rooms Occupied	Total Room Occupancy Rate	Total Beds
Bumthang	TCB certified Hotel-3 star	16	131,960	55,442	40.65	252,386
	TCB certified Hotel-4 star	-	-	-	-	-
	TCB certified Hotel-5 star	1	8,760	5,694	65.00	8,760
	Non-TCB certified Hotel	23	102,850	51,282	55.58	178,400
	Village Home Stays	17	17,184	2,376	14.12	37,754
	Campground/campsite (with cottage)	-	-	-	-	-
	Other-Paying Guest House and Apartment	-	-	-	-	-
Chukha	TCB certified Hotel-3 star	9	110,328	67,265	60.49	187,170
	TCB certified Hotel-4 star	-	-	-	-	-
	TCB certified Hotel-5 star	-	-	-	-	-
	Non-TCB certified Hotel- Budget	41	265,544	171,837	65.55	436,202
	Village Home Stays	-	-	-	-	-
	Campground/campsite (with cottage)	-	-	-	-	-
	Other-Paying Guest House and Apartment	-	-	-	-	-
Dagana	TCB certified Hotel-3 star	-	-	-	-	-
	TCB certified Hotel-4 star	-	-	-	-	-
	TCB certified Hotel-5 star	-	-	-	-	-
	Non-TCB certified Hotel- Budget	7	19,710	9,358	52.85	24,454
	Village Home Stays	-	-	-	-	-
	Campground/campsite (with cottage)	-	-	-	-	-
	Other-Paying Guest House and Apartment	-	-	-	-	-
Gasa	TCB certified Hotel-3 star	-	-	-	-	-
	TCB certified Hotel-4 star	-	-	-	-	-
	TCB certified Hotel-5 star	-	-	-	-	-
	Non-TCB certified Hotel- Budget	-	-	-	-	-
	Village Home Stays	7	8,114	1,348	23.34	19,138

	Campground/campsite (with cottage)	-	-	-	-	-
	Other-Paying Guest House and Apartment	-	-	-	-	-
Haa	TCB certified Hotel-3 star	4	35,042	14,800	40.94	70,080
	TCB certified Hotel-4 star	-	-	-	-	-
	TCB certified Hotel-5 star	-	-	-	-	-
	Non-TCB certified Hotel- Budget	2	7,300	3,500	53.82	15,330
	Village Home Stays	17	16,646	3,913	22.92	35,520
	Campground/campsite (with cottage)	-	-	-	-	-
	Other-Paying Guest House and Apartment	-	-	-	-	-
Lhuntse	TCB certified Hotel-3 star	-	-	-	-	-
	TCB certified Hotel-4 star	-	-	-	-	-
	TCB certified Hotel-5 star	-	-	-	-	-
	Non-TCB certified Hotel- Budget	3	10,928	5,502	47.93	13,854
	Village Home Stays	12	11,650	1,998	19.78	23,512
	Campground/campsite (with cottage)	-	-	-	-	-
	Other-Paying Guest House and Apartment	-	-	-	-	-
Mongar	TCB certified Hotel-3 star	2	18,250	6,560	40.60	28,106
	TCB certified Hotel-4 star	-	-	-	-	-
	TCB certified Hotel-5 star	-	-	-	-	-
	Non-TCB certified Hotel- Budget	15	38,980	21,393	58.92	57,900
	Village Home Stays	2	2,528	360	16.73	6,692
	Campground/campsite (with cottage)	-	-	-	-	-
	Other-Paying Guest House and Apartment	-	-	-	-	-
Paro	TCB certified Hotel-3 star	15	152,202	98,852	63.96	286,768
	TCB certified Hotel-4 star	2	17,788	9,957	63.78	31,474
	TCB certified Hotel-5 star	4	57,302	31,205	55.00	108,586
	Non-TCB certified Hotel- Budget	50	232,118	150,155	66.07	404,694
	Village Home Stays	18	19,506	9,899	49.29	39,102
	Campground/campsite (with cottage)	-	-	-	-	-

	Other-Paying Guest House and Apartment	1	1,460	912	62.47	2,190
Pema Gatshel	TCB certified Hotel-3 star	-	-	-	-	-
	TCB certified Hotel-4 star	-	-	-	-	-
	TCB certified Hotel-5 star	-	-	-	-	-
	Non-TCB certified Hotel- Budget	6	20,078	8,969	46.07	30,296
	Village Home Stays	-	-	-	-	-
	Campground/campsite (with cottage)	-	-	-	-	-
	Other-Paying Guest House and Apartment	-	-	-	-	-
Punakha	TCB certified Hotel-3 star	10	102,090	52,436	52.92	207,980
	TCB certified Hotel-4 star	1	14,196	10,374	73.08	22,932
	TCB certified Hotel-5 star	-	-	-	-	-
	Non-TCB certified Hotel- Budget	11	57,776	31,722	58.00	100,630
	Village Home Stays	15	15,582	5,578	35.08	42,224
	Campground/campsite (with cottage)	-	-	-	-	-
	Other-Paying Guest House and Apartment	1	5,110	4,120	80.63	13,520
Samdrup Jongkhar	TCB certified Hotel-3 star	1	2,920	2,200	75.34	5,840
	TCB certified Hotel-4 star	-	-	-	-	-
	TCB certified Hotel-5 star	-	-	-	-	-
	Non-TCB certified Hotel- Budget	30	117,124	78,259	69.36	181,318
	Village Home Stays	-	-	-	-	-
	Campground/campsite (with cottage)	-	-	-	-	-
	Other-Paying Guest House and Apartment	-	-	-	-	-
Samtse	TCB certified Hotel-3 star	-	-	-	-	-
	TCB certified Hotel-4 star	-	-	-	-	-
	TCB certified Hotel-5 star	-	-	-	-	-
	Non-TCB certified Hotel- Budget	5	35,424	13,055	30.79	48,546
	Village Home Stays	-	-	-	-	-
	Campground/campsite (with cottage)	-	-	-	-	-
	Other-Paying Guest House and Apartment	-	-	-	-	-

Sarpang	TCB certified Hotel-3 star	1	8,030	4,102	51.08	11,680
	TCB certified Hotel-4 star	-	-	-	-	-
	TCB certified Hotel-5 star	-	-	-	-	-
	Non-TCB certified Hotel- Budget	38	136,506	65,133	49.30	205,616
	Village Home Stays	-	-	-	-	-
	Campground/campsite (with cottage)	-	-	-	-	-
	Other-Paying Guest House and Apartment	-	-	-	-	-
Thimphu	TCB certified Hotel-3 star	28	255,372	132,214	52.39	457,188
	TCB certified Hotel-4 star	5	80,962	29,214	37.53	126,206
	TCB certified Hotel-5 star	3	49,250	24,182	54.85	71,860
	Non-TCB certified Hotel- Budget	44	279,624	151,071	54.39	477,350
	Village Home Stays	2	2,014	1,021	50.66	5,864
	Campground/campsite (with cottage)	-	-	-	-	-
	Other-Paying Guest House and Apartment	-	-	-	-	-
Trashigang	TCB certified Hotel-3 star	2	25,366	12,469	48.61	61,524
	TCB certified Hotel-4 star	-	-	-	-	-
	TCB certified Hotel-5 star	-	-	-	-	-
	Non-TCB certified Hotel- Budget	3	13,870	6,782	53.41	24,820
	Village Home Stays	4	3,378	286	8.41	8,030
	Campground/campsite (with cottage)	-	-	-	-	-
	Other-Paying Guest House and Apartment	-	-	-	-	-
Trashie Yangtse	TCB certified Hotel-3 star	-	-	-	-	-
	TCB certified Hotel-4 star	-	-	-	-	-
	TCB certified Hotel-5 star	-	-	-	-	-
	Non-TCB certified Hotel- Budget	2	12,774	4,573	39.54	25,550
	Village Home Stays	6	6,096	692	11.62	13,400
	Campground/campsite (with cottage)	-	-	-	-	-
	Other-Paying Guest House and Apartment	-	-	-	-	-
	TCB certified Hotel-3 star	1	7,664	2,107	27.49	15,328

Trongsa	TCB certified Hotel-4 star	-	-	-	-	-
	TCB certified Hotel-5 star	-	-	-	-	-
	Non-TCB certified Hotel- Budget	5	23,722	8,262	30.13	47,444
	Village Home Stays	-	-	-	-	-
	Campground/campsite (with cottage)	-	-	-	-	-
	Other-Paying Guest House and Apartment	-	-	-	-	-
Tsirang	TCB certified Hotel-3 star	1	6,204	2,512	40.49	10,950
	TCB certified Hotel-4 star	-	-	-	-	-
	TCB certified Hotel-5 star	-	-	-	-	-
	Non-TCB certified Hotel- Budget	4	11,314	5,750	51.82	16,426
	Village Home Stays	-	-	-	-	-
	Campground/campsite (with cottage)	-	-	-	-	-
	Other-Paying Guest House and Apartment	-	-	-	-	-
Wangdi Phodrang	TCB certified Hotel-3 star	6	46,520	23,930	51.32	85,120
	TCB certified Hotel-4 star	-	-	-	-	-
	TCB certified Hotel-5 star	2	10,220	6,620	75.04	10,220
	Non-TCB certified Hotel- Budget	26	112,420	61,262	57.43	204,450
	Village Home Stays	32	31,356	10,184	32.42	69,532
	Campground/campsite (with cottage)	-	-	-	-	-
	Other-Paying Guest House and Apartment	-	-	-	-	-
Zhemgang	TCB certified Hotel-3 star	-	-	-	-	-
	TCB certified Hotel-4 star	-	-	-	-	-
	TCB certified Hotel-5 star	-	-	-	-	-
	Non-TCB certified Hotel- Budget	5	15,330	9,938	65.14	21,900
	Village Home Stays	2	1,826	895	49.87	4,510
	Campground/campsite (with cottage)	3	8,030	4,922	64.16	16,060
	Other-Paying Guest House and Apartment	-	-	-	-	-
	Total	573	2,804,298	1,498,441.88	50.16	4,912,386

Table 2.10: Number of Establishments and available Facilities by Dzongkhag

Dzongkhags	Tourism Characteristic Industry (Main activity)	Number of Establishment	Facilities												
			Restaurant & coffee	Recreation	Transport	Parking	Online	e-payment	Internet	For ex	Specialty	Duty-free	Ban. hall	Con-hall	
Bumthang	TCB certified Hotel-3 star	16	16	-	2	11	9	11	15	4	7	-	-	-	
	TCB certified Hotel-4 star	-	-	-	-	-	-	-	-	-	-	-	-	-	
	TCB certified Hotel-5 star	1	1	1	1	1	1	1	1	1	1	-	-	-	
	Non-TCB certified Hotel	23	23	-	1	10	1	2	6	1	2	-	-	-	
	Village Home Stays	17	13	-	-	-	-	-	-	-	1	-	-	-	
	Campground/campsite (with cottage)	-	-	-	-	-	-	-	-	-	-	-	-	-	
	Other-Paying Guest House and Apartment	-	-	-	-	-	-	-	-	-	-	-	-	-	
Chukha	TCB certified Hotel-3 star	9	9	4	1	8	9	7	9	3	1	3	-	-	
	TCB certified Hotel-4 star	-	-	-	-	-	-	-	-	-	-	-	-	-	
	TCB certified Hotel-5 star	-	-	-	-	-	-	-	-	-	-	-	-	-	
	Non-TCB certified Hotel-Budget	41	34	1	2	24	15	15	28	4	3	7	-	-	
	Village Home Stays	-	-	-	-	-	-	-	-	-	-	-	-	-	
	Campground/campsite (with cottage)	-	-	-	-	-	-	-	-	-	-	-	-	-	
	Other-Paying Guest House and Apartment	-	-	-	-	-	-	-	-	-	-	-	-	-	
TCB certified Hotel-3 star	-	-	-	-	-	-	-	-	-	-	-	-	-		

Dagana	TCB certified Hotel-4 star	-	-	-	-	-	-	-	-	-	-	-	-	-	-	-	-	-	-
	TCB certified Hotel-5 star	-	-	-	-	-	-	-	-	-	-	-	-	-	-	-	-	-	-
	Non-TCB certified Hotel-Budget	7	7	-	-	3	-	-	-	-	-	-	-	-	-	-	-	-	-
	Village Home Stays	-	-	-	-	-	-	-	-	-	-	-	-	-	-	-	-	-	-
	Campground/campsite (with cottage)	-	-	-	-	-	-	-	-	-	-	-	-	-	-	-	-	-	-
	Other-Paying Guest House and Apartment	-	-	-	-	-	-	-	-	-	-	-	-	-	-	-	-	-	-
	TCB certified Hotel-3 star	-	-	-	-	-	-	-	-	-	-	-	-	-	-	-	-	-	-
	TCB certified Hotel-4 star	-	-	-	-	-	-	-	-	-	-	-	-	-	-	-	-	-	-
	TCB certified Hotel-5 star	-	-	-	-	-	-	-	-	-	-	-	-	-	-	-	-	-	-
Gasa	Non-TCB certified Hotel-Budget	-	-	-	-	-	-	-	-	-	-	-	-	-	-	-	-	-	-
	Village Home Stays	7	-	-	-	-	-	-	-	-	-	-	-	-	-	-	-	-	-
	Campground/campsite (with cottage)	-	-	-	-	-	-	-	-	-	-	-	-	-	-	-	-	-	-
	Other-Paying Guest House and Apartment	-	-	-	-	-	-	-	-	-	-	-	-	-	-	-	-	-	-
	TCB certified Hotel-3 star	4	3	-	-	4	4	4	2	4	1	-	-	-	-	-	-	-	-
	TCB certified Hotel-4 star	-	-	-	-	-	-	-	-	-	-	-	-	-	-	-	-	-	-
	TCB certified Hotel-5 star	-	-	-	-	-	-	-	-	-	-	-	-	-	-	-	-	-	-
	Non-TCB certified Hotel-Budget	2	1	-	-	2	-	-	-	-	1	-	-	-	-	-	-	-	-
	Village Home Stays	17	1	-	-	2	17	-	-	-	-	-	-	-	-	-	-	-	-
Haa	Campground/campsite (with cottage)	-	-	-	-	-	-	-	-	-	-	-	-	-	-	-	-	-	-
	Other-Paying Guest House and Apartment	-	-	-	-	-	-	-	-	-	-	-	-	-	-	-	-	-	-
	TCB certified Hotel-3 star	4	3	-	-	4	4	2	4	1	-	-	-	-	-	-	-	-	-
	TCB certified Hotel-4 star	-	-	-	-	-	-	-	-	-	-	-	-	-	-	-	-	-	-
	TCB certified Hotel-5 star	-	-	-	-	-	-	-	-	-	-	-	-	-	-	-	-	-	-
	Non-TCB certified Hotel-Budget	2	1	-	-	2	-	-	-	1	-	-	-	-	-	-	-	-	-
	Village Home Stays	17	1	-	-	2	17	-	-	-	-	-	-	-	-	-	-	-	-
	Campground/campsite (with cottage)	-	-	-	-	-	-	-	-	-	-	-	-	-	-	-	-	-	-
	Other-Paying Guest House and Apartment	-	-	-	-	-	-	-	-	-	-	-	-	-	-	-	-	-	-
Lhuntse	TCB certified Hotel-3 star	-	-	-	-	-	-	-	-	-	-	-	-	-	-	-	-	-	-
	TCB certified Hotel-4 star	-	-	-	-	-	-	-	-	-	-	-	-	-	-	-	-	-	-
	TCB certified Hotel-5 star	-	-	-	-	-	-	-	-	-	-	-	-	-	-	-	-	-	-
	Non-TCB certified Hotel-Budget	3	2	-	-	3	-	2	-	-	-	-	-	-	-	-	-	-	-
	Village Home Stays	12	1	-	-	2	7	-	8	-	1	-	-	-	-	-	-	-	-

	Campground/campsite (with cottage)	-	-	-	-	-	-	-	-	-	-	-	-	-	-	-	-	-	-	-	-	-
	Other-Paying Guest House and Apartment	-	-	-	-	-	-	-	-	-	-	-	-	-	-	-	-	-	-	-	-	-
Mongar	TCB certified Hotel-3 star	2	2	-	1	2	2	2	2	2	2	1	-	-	-	-	-	-	-	-	-	-
	TCB certified Hotel-4 star	-	-	-	-	-	-	-	-	-	-	-	-	-	-	-	-	-	-	-	-	-
	TCB certified Hotel-5 star	-	-	-	-	-	-	-	-	-	-	-	-	-	-	-	-	-	-	-	-	-
	Non-TCB certified Hotel-Budget	15	8	1	1	14	2	13	4	1	-	-	-	-	-	-	-	-	-	-	-	-
	Village Home Stays	2	-	-	-	2	-	1	-	-	-	-	-	-	-	-	-	-	-	-	-	-
Paro	Campground/campsite (with cottage)	-	-	-	-	-	-	-	-	-	-	-	-	-	-	-	-	-	-	-	-	-
	Other-Paying Guest House and Apartment	-	-	-	-	-	-	-	-	-	-	-	-	-	-	-	-	-	-	-	-	-
	TCB certified Hotel-3 star	15	12	2	5	10	13	11	15	6	2	-	-	-	-	-	-	-	-	-	-	-
	TCB certified Hotel-4 star	2	1	-	1	1	1	1	2	1	-	-	-	-	-	-	-	-	-	-	-	-
	TCB certified Hotel-5 star	4	4	1	2	3	3	4	4	4	3	-	-	-	-	-	-	-	-	-	-	-
	Non-TCB certified Hotel-Budget	50	38	4	7	31	25	5	41	2	1	-	-	-	-	-	-	-	-	-	-	-
	Village Home Stays	18	9	3	1	10	4	-	4	-	-	-	-	-	-	-	-	-	-	-	-	-
Pema Gatshel	Campground/campsite (with cottage)	-	-	-	-	-	-	-	-	-	-	-	-	-	-	-	-	-	-	-	-	-
	Other-Paying Guest House and Apartment	1	-	-	-	-	-	-	-	-	-	-	-	-	-	-	-	-	-	-	-	-
	TCB certified Hotel-3 star	-	-	-	-	-	-	-	-	-	-	-	-	-	-	-	-	-	-	-	-	-
	TCB certified Hotel-4 star	-	-	-	-	-	-	-	-	-	-	-	-	-	-	-	-	-	-	-	-	-
	TCB certified Hotel-5 star	-	-	-	-	-	-	-	-	-	-	-	-	-	-	-	-	-	-	-	-	-
	Non-TCB certified Hotel-Budget	6	3	-	-	4	1	4	3	-	-	-	-	-	-	-	-	-	-	-	-	-
	Village Home Stays	-	-	-	-	-	-	-	-	-	-	-	-	-	-	-	-	-	-	-	-	-
	Campground/campsite (with cottage)	-	-	-	-	-	-	-	-	-	-	-	-	-	-	-	-	-	-	-	-	-
	Other-Paying Guest House and Apartment	-	-	-	-	-	-	-	-	-	-	-	-	-	-	-	-	-	-	-	-	-
	TCB certified Hotel-3 star	10	9	-	2	3	6	4	10	1	1	-	-	-	-	-	-	-	-	-	-	-

Punakha	TCB certified Hotel-4 star	1	1	-	-	1	1	1	1	1	1	1	-	-	-	-	-
	TCB certified Hotel-5 star	-	-	-	-	-	-	-	-	-	-	-	-	-	-	-	-
	Non-TCB certified Hotel-Budget	11	7	-	-	1	4	3	8	-	-	-	-	-	-	-	-
	Village Home Stays	15	-	-	-	-	-	-	1	-	-	-	-	-	-	-	-
	Campground/campsite (with cottage)	-	-	-	-	-	-	-	-	-	-	-	-	-	-	-	-
	Other-Paying Guest House and Apartment	1	1	-	-	-	-	-	1	-	-	-	-	-	-	-	-
	TCB certified Hotel-3 star	1	1	-	1	1	1	-	-	-	-	-	-	-	-	-	-
	TCB certified Hotel-4 star	-	-	-	-	-	-	-	-	-	-	-	-	-	-	-	-
	TCB certified Hotel-5 star	-	-	-	-	-	-	-	-	-	-	-	-	-	-	-	-
	Non-TCB certified Hotel-Budget	30	29	1	3	26	3	2	7	3	3	-	-	-	-	-	1
Village Home Stays	-	-	-	-	-	-	-	-	-	-	-	-	-	-	-	-	-
Campground/campsite (with cottage)	-	-	-	-	-	-	-	-	-	-	-	-	-	-	-	-	-
Other-Paying Guest House and Apartment	-	-	-	-	-	-	-	-	-	-	-	-	-	-	-	-	-
TCB certified Hotel-3 star	-	-	-	-	-	-	-	-	-	-	-	-	-	-	-	-	-
TCB certified Hotel-4 star	-	-	-	-	-	-	-	-	-	-	-	-	-	-	-	-	-
TCB certified Hotel-5 star	-	-	-	-	-	-	-	-	-	-	-	-	-	-	-	-	-
Non-TCB certified Hotel-Budget	5	3	-	-	5	-	-	1	-	-	-	-	-	-	-	-	-
Village Home Stays	-	-	-	-	-	-	-	-	-	-	-	-	-	-	-	-	-
Campground/campsite (with cottage)	-	-	-	-	-	-	-	-	-	-	-	-	-	-	-	-	-
Other-Paying Guest House and Apartment	-	-	-	-	-	-	-	-	-	-	-	-	-	-	-	-	-
TCB certified Hotel-3 star	1	1	-	-	1	1	1	1	1	-	-	-	-	-	-	-	1
TCB certified Hotel-4 star	-	-	-	-	-	-	-	-	-	-	-	-	-	-	-	-	-
TCB certified Hotel-5 star	-	-	-	-	-	-	-	-	-	-	-	-	-	-	-	-	-
Non-TCB certified Hotel-Budget	38	33	2	-	-	3	-	14	1	-	-	-	-	-	-	1	5
Village Home Stays	-	-	-	-	-	-	-	-	-	-	-	-	-	-	-	-	-

	Campground/campsite (with cottage)	-	-	-	-	-	-	-	-	-	-	-	-	-	-	-	-	-	-	-	-	-	-	-
	Other-Paying Guest House and Apartment	-	-	-	-	-	-	-	-	-	-	-	-	-	-	-	-	-	-	-	-	-	-	-
Thimphu	TCB certified Hotel-3 star	28	28	2	7	18	23	19	27	15	10	-	-	-	-	-	-	-	-	-	-	-	-	-
	TCB certified Hotel-4 star	5	5	1	1	5	4	4	5	4	3	-	-	-	-	-	-	-	-	-	-	-	-	-
	TCB certified Hotel-5 star	3	3	3	1	2	3	3	3	2	1	-	-	-	-	-	-	-	-	-	-	-	1	-
	Non-TCB certified Hotel-Budget	44	41	1	5	16	19	24	26	3	8	-	-	-	-	-	-	-	-	-	-	-	0	2
	Village Home Stays	2	1	-	-	2	1	1	1	1	-	-	-	-	-	-	-	-	-	-	-	-	-	-
Trashigang	Campground/campsite (with cottage)	-	-	-	-	-	-	-	-	-	-	-	-	-	-	-	-	-	-	-	-	-	-	-
	Other-Paying Guest House and Apartment	-	-	-	-	-	-	-	-	-	-	-	-	-	-	-	-	-	-	-	-	-	-	-
	TCB certified Hotel-3 star	2	2	-	1	2	2	2	2	2	1	-	-	-	-	-	-	-	-	-	-	-	-	-
	TCB certified Hotel-4 star	-	-	-	-	-	-	-	-	-	-	-	-	-	-	-	-	-	-	-	-	-	-	-
	TCB certified Hotel-5 star	-	-	-	-	-	-	-	-	-	-	-	-	-	-	-	-	-	-	-	-	-	-	-
Trashigang	Non-TCB certified Hotel-Budget	3	3	-	-	3	1	-	1	-	-	-	-	-	-	-	-	-	-	-	-	-	-	-
	Village Home Stays	4	1	-	-	4	-	1	-	-	-	-	-	-	-	-	-	-	-	-	-	-	-	-
	Campground/campsite (with cottage)	-	-	-	-	-	-	-	-	-	-	-	-	-	-	-	-	-	-	-	-	-	-	-
	Other-Paying Guest House and Apartment	-	-	-	-	-	-	-	-	-	-	-	-	-	-	-	-	-	-	-	-	-	-	-
	TCB certified Hotel-3 star	-	-	-	-	-	-	-	-	-	-	-	-	-	-	-	-	-	-	-	-	-	-	-
Trashigang	TCB certified Hotel-4 star	-	-	-	-	-	-	-	-	-	-	-	-	-	-	-	-	-	-	-	-	-	-	-
	TCB certified Hotel-5 star	-	-	-	-	-	-	-	-	-	-	-	-	-	-	-	-	-	-	-	-	-	-	-
	Non-TCB certified Hotel-Budget	2	2	-	1	2	-	2	1	-	1	-	-	-	-	-	-	-	-	-	-	-	-	-
	Village Home Stays	6	2	-	1	3	-	1	-	-	-	-	-	-	-	-	-	-	-	-	-	-	-	-
	Campground/campsite (with cottage)	-	-	-	-	-	-	-	-	-	-	-	-	-	-	-	-	-	-	-	-	-	-	-
Trashigang	Other-Paying Guest House and Apartment	-	-	-	-	-	-	-	-	-	-	-	-	-	-	-	-	-	-	-	-	-	-	-
	TCB certified Hotel-3 star	-	-	-	-	-	-	-	-	-	-	-	-	-	-	-	-	-	-	-	-	-	-	-
	TCB certified Hotel-4 star	-	-	-	-	-	-	-	-	-	-	-	-	-	-	-	-	-	-	-	-	-	-	-
	TCB certified Hotel-5 star	-	-	-	-	-	-	-	-	-	-	-	-	-	-	-	-	-	-	-	-	-	-	-
	Non-TCB certified Hotel-Budget	2	2	-	1	2	-	2	1	-	1	-	-	-	-	-	-	-	-	-	-	-	-	-
Trashigang	Village Home Stays	6	2	-	1	3	-	1	-	-	-	-	-	-	-	-	-	-	-	-	-	-	-	-
	Campground/campsite (with cottage)	-	-	-	-	-	-	-	-	-	-	-	-	-	-	-	-	-	-	-	-	-	-	-
	Other-Paying Guest House and Apartment	-	-	-	-	-	-	-	-	-	-	-	-	-	-	-	-	-	-	-	-	-	-	-
	TCB certified Hotel-3 star	1	1	-	-	1	-	1	1	-	1	-	-	-	-	-	-	-	-	-	-	-	-	-
	TCB certified Hotel-4 star	-	-	-	-	-	-	-	-	-	-	-	-	-	-	-	-	-	-	-	-	-	-	-

Trsongsa	TCB certified Hotel-4 star	-	-	-	-	-	-	-	-	-	-	-	-	-	-	-	-	-	-
	TCB certified Hotel-5 star																		
	Non-TCB certified Hotel-Budget	5	4	-	-	3	-	1	2	-	1	-	-	-	-	-	-	-	-
	Village Home Stays	-	-	-	-	-	-	-	-	-	-	-	-	-	-	-	-	-	-
	Campground/campsite (with cottage)	-	-	-	-	-	-	-	-	-	-	-	-	-	-	-	-	-	-
	Other-Paying Guest House and Apartment	-	-	-	-	-	-	-	-	-	-	-	-	-	-	-	-	-	-
Tsirang	TCB certified Hotel-3 star	1	1	-	-	1	-	1	-	-	-	-	-	-	-	-	-	-	-
	TCB certified Hotel-4 star	-	-	-	-	-	-	-	-	-	-	-	-	-	-	-	-	-	-
	TCB certified Hotel-5 star	-	-	-	-	-	-	-	-	-	-	-	-	-	-	-	-	-	-
	Non-TCB certified Hotel-Budget	4	4	-	-	-	-	-	2	-	-	-	-	-	-	-	-	-	-
	Village Home Stays	-	-	-	-	-	-	-	-	-	-	-	-	-	-	-	-	-	-
	Campground/campsite (with cottage)	-	-	-	-	-	-	-	-	-	-	-	-	-	-	-	-	-	-
Wangdi Phodrang	Other-Paying Guest House and Apartment	-	-	-	-	-	-	-	-	-	-	-	-	-	-	-	-	-	-
	TCB certified Hotel-3 star	6	6	-	1	6	6	3	5	2	3	-	-	-	-	-	-	-	-
	TCB certified Hotel-4 star	-	-	-	-	-	-	-	-	-	-	-	-	-	-	-	-	-	-
	TCB certified Hotel-5 star	2	2	2	2	2	2	2	2	2	2	-	-	-	-	-	-	-	-
	Non-TCB certified Hotel-Budget	26	24	-	2	26	17	16	12	7	4	-	-	-	-	-	-	-	-
	Village Home Stays	32	9	-	-	24	12	15	1	11	0	-	-	-	-	-	-	-	-
Zhemgang	Campground/campsite (with cottage)	-	-	-	-	-	-	-	-	-	-	-	-	-	-	-	-	-	-
	Other-Paying Guest House and Apartment	-	-	-	-	-	-	-	-	-	-	-	-	-	-	-	-	-	-
	TCB certified Hotel-3 star	-	-	-	-	-	-	-	-	-	-	-	-	-	-	-	-	-	-
	TCB certified Hotel-4 star	-	-	-	-	-	-	-	-	-	-	-	-	-	-	-	-	-	-
	TCB certified Hotel-5 star	-	-	-	-	-	-	-	-	-	-	-	-	-	-	-	-	-	-
	Non-TCB certified Hotel-Budget	5	3	-	-	2	-	4	2	-	-	-	-	-	-	-	-	-	-
Village Home Stays	2	1	-	-	-	-	-	-	-	-	-	-	-	-	-	-	-	-	

Campground/campsite (with cottage)	3	1	1	1	-	1	2	3	1	-	-	-	-
Other-Paying Guest House and Apartment	-	-	-	-	-	-	-	-	-	-	-	-	-
Total	573												

Table 2.11: Number of Establishments and Services by Dzongkhag

Dzongkhags	Tourism Characteristic Industry (Main activity)	Number of Establishment	Services									
			Medical	Spa	Tour	Laundry	Airport transfer	Cultural	Valet parking			
Bumthang	TCB certified Hotel-3 star	16	-	3	2	16	12	-	-	-		
	TCB certified Hotel-4 star	-	-	-	-	-	-	-	-	-		
	TCB certified Hotel-5 star	1	1	1	1	1	1	-	-	-		
	Non-TCB certified Hotel	23	-	-	8	5	-	-	-	-		
	Village Home Stays	17	-	-	-	-	-	-	-	-		
	Campground/campsite (with cottage)	-	-	-	-	-	-	-	-	-		
	Other-Paying Guest House and Apartment	-	-	-	-	-	-	-	-	-		
Chukha	TCB certified Hotel-3 star	9	6	2	9	1	3	-	-	-		
	TCB certified Hotel-4 star	-	-	-	-	-	-	-	-	-		
	TCB certified Hotel-5 star	-	-	-	-	-	-	-	-	-		
	Non-TCB certified Hotel - Budget	41	4	4	28	2	2	2	-	-		
	Village Home Stays	-	-	-	-	-	-	-	-	-		
	Campground/campsite (with cottage)	-	-	-	-	-	-	-	-	-		
	Other-Paying Guest House and Apartment	-	-	-	-	-	-	-	-	-		
Dagana	TCB certified Hotel-3 star	-	-	-	-	-	-	-	-	-		
	TCB certified Hotel-4 star	-	-	-	-	-	-	-	-	-		
	TCB certified Hotel-5 star	-	-	-	-	-	-	-	-	-		
	Non-TCB certified Hotel - Budget	7	-	-	-	-	-	-	-	-		
	Village Home Stays	-	-	-	-	-	-	-	-	-		
	Campground/campsite (with cottage)	-	-	-	-	-	-	-	-	-		
	Other-Paying Guest House and Apartment	-	-	-	-	-	-	-	-	-		

Gasa	TCB certified Hotel-3 star	-	-	-	-	-	-	-	-	-	-	-	-	-	-	-	-	-	-	-	
	TCB certified Hotel-4 star	-	-	-	-	-	-	-	-	-	-	-	-	-	-	-	-	-	-	-	
	TCB certified Hotel-5 star	-	-	-	-	-	-	-	-	-	-	-	-	-	-	-	-	-	-	-	
	Non-TCB certified Hotel- Budget	-	-	-	-	-	-	-	-	-	-	-	-	-	-	-	-	-	-	-	
	Village Home Stays	7	-	-	-	-	-	-	-	-	-	-	-	-	-	-	-	-	-	-	
	Campground/campsite (with cottage)	-	-	-	-	-	-	-	-	-	-	-	-	-	-	-	-	-	-	-	-
	Other-Paying Guest House and Apartment	-	-	-	-	-	-	-	-	-	-	-	-	-	-	-	-	-	-	-	-
	TCB certified Hotel-3 star	4	4	-	2	4	1	1	2	4	1	1	2	4	1	1	2	4	1	1	2
	TCB certified Hotel-4 star	-	-	-	-	-	-	-	-	-	-	-	-	-	-	-	-	-	-	-	-
TCB certified Hotel-5 star	-	-	-	-	-	-	-	-	-	-	-	-	-	-	-	-	-	-	-	-	
Haa	Non-TCB certified Hotel- Budget	2	1	-	-	2	2	-	-	2	-	-	-	-	-	-	-	-	-	-	
	Village Home Stays	17	2	-	-	2	-	-	2	-	-	-	-	-	-	-	-	-	-	-	
	Campground/campsite (with cottage)	-	-	-	-	-	-	-	-	-	-	-	-	-	-	-	-	-	-	-	
	Other-Paying Guest House and Apartment	-	-	-	-	-	-	-	-	-	-	-	-	-	-	-	-	-	-	-	
	TCB certified Hotel-3 star	-	-	-	-	-	-	-	-	-	-	-	-	-	-	-	-	-	-	-	
	TCB certified Hotel-4 star	-	-	-	-	-	-	-	-	-	-	-	-	-	-	-	-	-	-	-	
	TCB certified Hotel-5 star	-	-	-	-	-	-	-	-	-	-	-	-	-	-	-	-	-	-	-	
	Non-TCB certified Hotel- Budget	3	-	1	-	1	-	1	-	1	-	1	-	1	-	1	-	1	-	1	
Lhuntse	Village Home Stays	12	3	-	1	8	-	1	8	-	1	8	-	1	8	-	1	8	-	4	
	Campground/campsite (with cottage)	-	-	-	-	-	-	-	-	-	-	-	-	-	-	-	-	-	-	-	
	Other-Paying Guest House and Apartment	-	-	-	-	-	-	-	-	-	-	-	-	-	-	-	-	-	-	-	
	TCB certified Hotel-3 star	2	1	-	-	2	-	-	2	-	-	-	-	-	-	-	-	-	-	-	
	TCB certified Hotel-4 star	-	-	-	-	-	-	-	-	-	-	-	-	-	-	-	-	-	-	-	
	TCB certified Hotel-5 star	-	-	-	-	-	-	-	-	-	-	-	-	-	-	-	-	-	-	-	
	Non-TCB certified Hotel- Budget	15	1	1	1	7	1	1	7	1	1	7	1	1	7	1	1	7	1	1	
	Village Home Stays	2	1	-	-	2	-	-	2	-	-	2	-	-	2	-	-	2	-	-	
	Campground/campsite (with cottage)	-	-	-	-	-	-	-	-	-	-	-	-	-	-	-	-	-	-	-	
Mongar	Other-Paying Guest House and Apartment	-	-	-	-	-	-	-	-	-	-	-	-	-	-	-	-	-	-	-	
	TCB certified Hotel-3 star	15	5	6	4	14	8	4	14	5	6	4	14	8	4	14	5	6	4	14	
	TCB certified Hotel-4 star	2	-	2	-	2	-	-	2	-	-	-	2	-	-	-	-	-	-	-	

Paro	TCB certified Hotel-5 star	4	1	4	3	4	3	4	2
	Non-TCB certified Hotel- Budget	50	17	6	1	39	10	7	15
Pema Gatshel	Village Home Stays	18	7	-	1	7	0	3	3
	Campground/campsite (with cottage)	-	-	-	-	-	-	-	-
	Other-Paying Guest House and Apartment	1	-	-	-	1	-	-	-
	TCB certified Hotel-3 star	-	-	-	-	-	-	-	-
	TCB certified Hotel-4 star	-	-	-	-	-	-	-	-
	TCB certified Hotel-5 star	-	-	-	-	-	-	-	-
	Non-TCB certified Hotel- Budget	6	1	-	-	-	-	-	-
	Village Home Stays	-	-	-	-	-	-	-	-
	Campground/campsite (with cottage)	-	-	-	-	-	-	-	-
	Other-Paying Guest House and Apartment	-	-	-	-	-	-	-	-
Punakha	TCB certified Hotel-3 star	10	6	7	2	10	-	4	-
	TCB certified Hotel-4 star	1	1	1	-	1	-	1	-
	TCB certified Hotel-5 star	-	-	-	-	-	-	-	-
	Non-TCB certified Hotel- Budget	11	2	4	-	7	-	2	-
	Village Home Stays	15	3	-	-	-	-	-	-
	Campground/campsite (with cottage)	-	-	-	-	-	-	-	-
	Other-Paying Guest House and Apartment	1	-	-	-	-	-	-	-
	TCB certified Hotel-3 star	1	-	-	1	1	-	-	-
	TCB certified Hotel-4 star	-	-	-	-	-	-	-	-
	TCB certified Hotel-5 star	-	-	-	-	-	-	-	-
Samdrup Jongkhar	Non-TCB certified Hotel- Budget	30	3	-	-	7	1	-	-
	Village Home Stays	-	-	-	-	-	-	-	-
	Campground/campsite (with cottage)	-	-	-	-	-	-	-	-
	Other-Paying Guest House and Apartment	-	-	-	-	-	-	-	-
	TCB certified Hotel-3 star	-	-	-	-	-	-	-	-
	TCB certified Hotel-4 star	-	-	-	-	-	-	-	-
Samtse	TCB certified Hotel-5 star	-	-	-	-	-	-	-	-
	Non-TCB certified Hotel- Budget	5	4	-	-	1	-	-	-

	Village Home Stays	-	-	-	-	-	-	-	-	-	-	-	-
	Campground/campsite (with cottage)	-	-	-	-	-	-	-	-	-	-	-	-
	Other-Paying Guest House and Apartment	-	-	-	-	-	-	-	-	-	-	-	-
	TCB certified Hotel-3 star	1	-	-	-	-	-	-	1	-	-	-	-
	TCB certified Hotel-4 star	-	-	-	-	-	-	-	-	-	-	-	-
	TCB certified Hotel-5 star	-	-	-	-	-	-	-	-	-	-	-	-
Sarpang	Non-TCB certified Hotel- Budget	38	1	-	-	-	-	4	-	-	-	-	-
	Village Home Stays	-	-	-	-	-	-	-	-	-	-	-	-
	Campground/campsite (with cottage)	-	-	-	-	-	-	-	-	-	-	-	-
	Other-Paying Guest House and Apartment	-	-	-	-	-	-	-	-	-	-	-	-
	TCB certified Hotel-3 star	28	8	10	3	26	8	7	8	7	8	7	8
	TCB certified Hotel-4 star	5	3	5	-	5	1	4	3	4	3	4	3
	TCB certified Hotel-5 star	3	1	3	1	3	1	2	1	2	1	2	1
	Non-TCB certified Hotel- Budget	44	8	2	4	31	6	3	5	3	5	3	5
	Village Home Stays	2	1	-	-	1	0	1	1	1	1	1	1
	Campground/campsite (with cottage)	-	-	-	-	-	-	-	-	-	-	-	-
	Other-Paying Guest House and Apartment	-	-	-	-	-	-	-	-	-	-	-	-
	TCB certified Hotel-3 star	2	1	1	1	2	2	1	1	2	1	1	1
	TCB certified Hotel-4 star	-	-	-	-	-	-	-	-	-	-	-	-
	TCB certified Hotel-5 star	-	-	-	-	-	-	-	-	-	-	-	-
	Non-TCB certified Hotel- Budget	3	-	-	-	-	-	-	-	-	-	-	-
	Village Home Stays	4	-	-	-	-	-	1	-	-	-	-	-
	Campground/campsite (with cottage)	-	-	-	-	-	-	-	-	-	-	-	-
	Other-Paying Guest House and Apartment	-	-	-	-	-	-	-	-	-	-	-	-
	TCB certified Hotel-3 star	-	-	-	-	-	-	-	-	-	-	-	-
	TCB certified Hotel-4 star	-	-	-	-	-	-	-	-	-	-	-	-
	TCB certified Hotel-5 star	-	-	-	-	-	-	-	-	-	-	-	-
Trashi Yangtse	Non-TCB certified Hotel- Budget	2	-	-	1	-	-	-	-	-	-	-	-
	Village Home Stays	6	1	-	1	1	1	1	1	1	1	1	1
	Campground/campsite (with cottage)	-	-	-	-	-	-	-	-	-	-	-	-

	Other-Paying Guest House and Apartment	-	-	-	-	-	-	-	-	-	-	-	-	-	-	-	-	-	-	
Trsongsa	TCB certified Hotel-3 star	1	-	-	-	-	-	-	-	1	-	-	-	-	-	-	-	-	-	
	TCB certified Hotel-4 star	-	-	-	-	-	-	-	-	-	-	-	-	-	-	-	-	-	-	
	TCB certified Hotel-5 star	-	-	-	-	-	-	-	-	-	-	-	-	-	-	-	-	-	-	
	Non-TCB certified Hotel- Budget	5	-	-	-	-	-	-	-	2	-	-	-	-	-	-	-	-	-	
	Village Home Stays	-	-	-	-	-	-	-	-	-	-	-	-	-	-	-	-	-	-	
Tsiring	Campground/campsite (with cottage)	-	-	-	-	-	-	-	-	-	-	-	-	-	-	-	-	-	-	
	Other-Paying Guest House and Apartment	-	-	-	-	-	-	-	-	-	-	-	-	-	-	-	-	-	-	
	TCB certified Hotel-3 star	1	-	-	-	-	-	-	-	1	-	-	-	-	-	-	-	-	-	
	TCB certified Hotel-4 star	-	-	-	-	-	-	-	-	-	-	-	-	-	-	-	-	-	-	
	TCB certified Hotel-5 star	-	-	-	-	-	-	-	-	-	-	-	-	-	-	-	-	-	-	
Wangdi Phodrang	Non-TCB certified Hotel- Budget	4	-	-	-	-	-	-	-	1	-	-	-	-	-	-	-	-	-	
	Village Home Stays	-	-	-	-	-	-	-	-	-	-	-	-	-	-	-	-	-	-	
	Campground/campsite (with cottage)	-	-	-	-	-	-	-	-	-	-	-	-	-	-	-	-	-	-	
	Other-Paying Guest House and Apartment	-	-	-	-	-	-	-	-	-	-	-	-	-	-	-	-	-	-	
	TCB certified Hotel-3 star	6	5	3	1	6	-	-	-	6	-	-	-	-	-	-	-	-	2	
Zhemgang	TCB certified Hotel-4 star	-	-	-	-	-	-	-	-	-	-	-	-	-	-	-	-	-	-	
	TCB certified Hotel-5 star	2	2	2	2	2	2	2	2	2	2	2	2	2	2	2	2	2	2	
	Non-TCB certified Hotel- Budget	26	13	-	3	18	1	6	3	18	1	6	18	1	6	18	1	6	18	
	Village Home Stays	32	5	-	5	18	-	17	1	18	-	17	18	-	17	18	-	17	18	
	Campground/campsite (with cottage)	-	-	-	-	-	-	-	-	-	-	-	-	-	-	-	-	-	-	
Zhemgang	Other-Paying Guest House and Apartment	-	-	-	-	-	-	-	-	-	-	-	-	-	-	-	-	-	-	
	TCB certified Hotel-3 star	-	-	-	-	-	-	-	-	-	-	-	-	-	-	-	-	-	-	
	TCB certified Hotel-4 star	-	-	-	-	-	-	-	-	-	-	-	-	-	-	-	-	-	-	
	TCB certified Hotel-5 star	-	-	-	-	-	-	-	-	-	-	-	-	-	-	-	-	-	-	
	Non-TCB certified Hotel- Budget	5	-	-	-	-	-	-	-	1	-	-	-	-	-	-	-	-	1	
Zhemgang	Village Home Stays	2	-	-	-	-	-	-	-	-	-	-	-	-	-	-	-	-	-	
	Campground/campsite (with cottage)	3	1	0	1	1	-	2	-	1	0	1	1	-	2	-	1	0	1	
	Other-Paying Guest House and Apartment	-	-	-	-	-	-	-	-	-	-	-	-	-	-	-	-	-	-	
		573	124	64	46	309	66	87	54	309	46	64	46	66	87	54	309	46	66	87

Table 2.12: Number of Establishments, Total Revenue and Revenue Generated from Tourists

Tourism Characteristic Industry (Main activity)	Number of Establishment	Revenue (in Nu. Millions)	
		Total revenue	Revenue generated from tourist
TCB certified Hotel-3 star	96	1,145.38	1,094.20
TCB certified Hotel-4 star	8	386.22	364.07
TCB certified Hotel-5 star	10	1,955.97	1,941.35
Non-TCB certified Hotel- Budget	320	2,380.73	2,062.97
Village Home Stays	134	119.16	116.52
Campground/campsite (with cottage)	3	8.86	8.02
Other-Paying Guest House and Apartment	2	7.85	6.15
	573	6,004.17	5,593.27

Table 2.13: Number of Establishments by Years of Operation by Activity / Types

Tourism Characteristic Industry (Main activity)	Number of Establishment	Years of Operation					
		0-10	11-20	21-30	31-40	41-50	51-60
TCB certified Hotel-3 star	96	67	20	6	3	-	-
TCB certified Hotel-4 star	8	8	-	-	-	-	-
TCB certified Hotel-5 star	10	4	6	-	-	-	-
Non-TCB certified Hotel- Budget	320	235	62	10	12	-	1
Village Home Stays	134	132	2	-	-	-	-
Campground/campsite (with cottage)	3	3	-	-	-	-	-
Other-Paying Guest House and Apartment	2	2	-	-	-	-	-
	573	451	90	16	15	-	1

3. Food, Beverages and Entertainment

Table 3.1: Number of Establishments and Secondary Activities Operated by Dzongkhag

Dzongkhag	Activities	Nos.	Secondary Activities							
			Catering	Amusement / recreational	Retailing	Rent Space	Others	Restaurant	Bar	
Bumthang	Restaurant/Fast Food Chain	41	7	-	-	-	-	-	-	-
	Mobile food/Catering/Take-out/ Food delivery	-	-	-	-	-	-	-	-	-
	Coffee Shop/Cafeteria	-	-	-	-	-	-	-	-	-
	Night Club/Drayang	11	-	-	-	-	-	-	-	-
	Bar and cocktail lounge	-	-	-	-	-	-	-	-	-
	Others(specify)	-	-	-	-	-	-	-	-	-
Chukha	Restaurant/Fast Food Chain	225	30	1	9	-	2	3	4	4
	Mobile food/Catering/Take-out/Food delivery	5	-	-	-	-	-	-	-	-
	Coffee Shop/Cafeteria	4	-	-	-	-	-	-	-	1
	Night Club/Drayang	19	-	-	-	-	1	-	4	-
	Bar and cocktail lounge	129	4	-	8	-	2	17	1	-
	Others(specify)	1	-	-	-	-	-	-	-	-
Dagana	Restaurant/Fast Food Chain	29	2	-	5	1	-	-	1	-
	Mobile food/Catering/Take-out/Food delivery	1	1	-	-	-	-	-	-	-
	Coffee Shop/Cafeteria	-	-	-	-	-	-	-	-	-
	Night Club/Drayang	2	-	1	-	-	-	1	-	-
	Bar and cocktail lounge	27	-	1	6	1	-	-	-	-
	Others(specify)	-	-	-	-	-	-	-	-	-
	Restaurant/Fast Food Chain	9	4	-	1	-	-	-	-	1
	Mobile food/Catering/Take-out/Food delivery	-	-	-	-	-	-	-	-	-

	Night Club/Drayang	-	-	-	-	-	-	-	-	-	-	-	-	-	-	-	-	-	-	-
	Bar and cocktail lounge	3	-	-	-	-	-	-	-	2	-	-	-	-	-	-	-	-	-	-
	Others(specify)	-	-	-	-	-	-	-	-	-	-	-	-	-	-	-	-	-	-	-
	Restaurant/Fast Food Chain	22	9	-	-	-	-	-	-	-	-	-	-	-	-	-	-	-	-	-
	Mobile food/Catering/Take-out/Food delivery	-	-	-	-	-	-	-	-	-	-	-	-	-	-	-	-	-	-	-
	Coffee Shop/Cafeteria	-	-	-	-	-	-	-	-	-	-	-	-	-	-	-	-	-	-	-
	Night Club/Drayang	2	-	-	-	-	-	-	-	-	-	-	-	-	-	-	-	-	-	-
	Bar and cocktail lounge	10	2	-	-	-	-	-	-	1	-	-	-	-	-	-	-	-	-	-
	Others(specify)	1	-	-	-	-	-	-	-	-	-	-	-	-	-	-	-	-	-	-
	Restaurant/Fast Food Chain	7	7	-	-	-	-	-	-	-	-	-	-	-	-	-	-	-	-	-
	Mobile food/Catering/Take-out/Food delivery	1	1	-	-	-	-	-	-	-	-	-	-	-	-	-	-	-	-	-
	Coffee Shop/Cafeteria	-	-	-	-	-	-	-	-	-	-	-	-	-	-	-	-	-	-	-
	Night Club/Drayang	1	-	-	-	-	-	-	-	-	-	-	-	-	-	-	-	-	-	-
	Bar and cocktail lounge	8	1	-	-	-	-	-	-	3	1	-	-	-	-	-	-	-	-	-
	Others(specify)	-	-	-	-	-	-	-	-	-	-	-	-	-	-	-	-	-	-	-
	Restaurant/Fast Food Chain	43	7	-	-	-	-	-	-	-	-	-	-	-	-	-	-	-	-	-
	Mobile food/Catering/Take-out/Food delivery	1	1	-	-	-	-	-	-	-	-	-	-	-	-	-	-	-	-	-
	Coffee Shop/Cafeteria	1	-	-	-	-	-	-	-	-	-	-	-	-	-	-	-	-	-	-
	Night Club/Drayang	4	-	-	-	-	-	-	-	-	-	-	-	-	-	-	-	-	-	-
	Bar and cocktail lounge	20	-	-	-	-	-	-	-	-	-	-	-	-	-	-	-	-	-	-
	Others(specify)	-	-	-	-	-	-	-	-	-	-	-	-	-	-	-	-	-	-	-
	Restaurant/Fast Food Chain	117	23	1	-	-	-	-	-	5	1	-	-	-	-	-	-	-	-	8
	Mobile food/Catering/Take-out/Food delivery	1	-	-	-	-	-	-	-	-	-	-	-	-	-	-	-	-	-	-
	Coffee Shop/Cafeteria	2	-	-	-	-	-	-	-	-	-	-	-	-	-	-	-	-	-	-
	Night Club/Drayang	13	-	-	-	-	-	-	-	-	3	-	-	-	-	-	-	-	-	3
	Bar and cocktail lounge	37	3	2	-	-	-	-	-	-	2	-	-	-	-	-	-	-	-	4
	Others(specify)	-	-	-	-	-	-	-	-	-	-	-	-	-	-	-	-	-	-	-
	Restaurant/Fast Food Chain	29	-	-	-	-	-	-	-	29	-	-	-	-	-	-	-	-	-	10

Pema Gatsel	Mobile food/Catering/Take-out/Food delivery	-	-	-	-	-	-	-	-	-	-	-	-	-
	Coffee Shop/Cafeteria	-	-	-	-	-	-	-	-	-	-	-	-	-
	Night Club/Drayang	-	-	-	-	-	-	-	-	-	-	-	-	-
	Bar and cocktail lounge	49	1	-	-	47	-	1	-	6	-	-	-	-
	Others(specify)	-	-	-	-	-	-	-	-	-	-	-	-	-
	Restaurant/Fast Food Chain	51	6	-	-	1	-	1	-	-	-	-	-	8
Punakha	Mobile food/Catering/Take-out/Food delivery	-	-	-	-	-	-	-	-	-	-	-	-	-
	Coffee Shop/Cafeteria	1	-	-	-	-	-	-	-	-	-	-	-	-
	Night Club/Drayang	9	-	-	-	-	-	-	-	-	-	-	-	5
	Bar and cocktail lounge	5	-	-	-	1	-	-	3	-	-	-	-	-
	Others(specify)	-	-	-	-	-	-	-	-	-	-	-	-	-
	Restaurant/Fast Food Chain	58	4	-	-	-	-	3	-	-	-	-	-	7
Samdrup Jongkhar	Mobile food/Catering/Take-out/Food delivery	-	-	-	-	-	-	-	-	-	-	-	-	-
	Coffee Shop/Cafeteria	-	-	-	-	-	-	-	-	-	-	-	-	-
	Night Club/Drayang	6	-	-	-	-	-	-	-	-	-	-	-	-
	Bar and cocktail lounge	58	-	-	-	4	-	-	3	-	-	-	-	-
	Others(specify)	-	-	-	-	-	-	-	-	-	-	-	-	-
	Restaurant/Fast Food Chain	86	11	-	-	-	-	-	-	-	-	-	-	-
Samtse	Mobile food/Catering/Take-out/Food delivery	-	-	-	-	-	-	-	-	-	-	-	-	-
	Coffee Shop/Cafeteria	1	-	-	-	-	-	-	-	-	-	-	-	-
	Night Club/Drayang	3	-	-	-	-	-	-	-	-	-	-	-	-
	Bar and cocktail lounge	110	1	-	-	-	-	1	-	-	-	-	-	-
	Others(specify)	-	-	-	-	-	-	-	-	-	-	-	-	-
	Restaurant/Fast Food Chain	61	4	-	-	10	-	-	-	-	-	-	-	16
Sarpang	Mobile food/Catering/Take-out/Food delivery	-	-	-	-	-	-	-	-	-	-	-	-	-
	Coffee Shop/Cafeteria	-	-	-	-	-	-	-	-	-	-	-	-	-
	Night Club/Drayang	9	-	-	-	-	-	2	-	-	-	-	-	1

	Bar and cocktail lounge	124	-	-	1	50	-	7	23	18
	Others(specify)	-	-	-	-	-	-	-	-	-
	Restaurant/Fast Food Chain	332	41	1	1	42	1	9	-	9
	Mobile food/Catering/Take-out/Food delivery	10	-	-	-	-	-	-	1	-
Thimphu	Coffee Shop/Cafeteria	8	1	1	1	2	-	1	-	-
	Night Club/Drayang	24	-	-	-	-	-	-	7	16
	Bar and cocktail lounge	41	-	-	-	5	-	6	5	-
	Others(specify)	3	-	-	-	-	-	-	-	-
	Restaurant/Fast Food Chain	71	16	-	-	-	-	-	-	-
	Mobile food/Catering/Take-out/Food delivery	-	-	-	-	-	-	-	-	-
Trashigang	Coffee Shop/Cafeteria	-	-	-	-	-	-	-	-	-
	Night Club/Drayang	-	-	-	-	-	-	-	-	-
	Bar and cocktail lounge	11	-	-	-	-	-	-	-	-
	Others(specify)	-	-	-	-	-	-	-	-	-
	Restaurant/Fast Food Chain	29	10	-	-	2	-	-	-	-
	Mobile food/Catering/Take-out/Food delivery	1	1	-	-	-	-	-	-	-
Trashi Yangtse	Coffee Shop/Cafeteria	-	-	-	-	-	-	-	-	-
	Night Club/Drayang	3	-	-	-	-	-	-	-	-
	Bar and cocktail lounge	5	1	-	-	-	-	-	-	-
	Others(specify)	-	-	-	-	-	-	-	-	-
	Restaurant/Fast Food Chain	38	3	-	-	-	-	1	-	-
	Mobile food/Catering/Take-out/Food delivery	-	-	-	-	-	-	-	-	-
Trongsa	Coffee Shop/Cafeteria	-	-	-	-	-	-	-	-	-
	Night Club/Drayang	3	-	-	-	-	-	-	-	-
	Bar and cocktail lounge	8	-	-	-	-	-	-	-	-
	Others(specify)	-	-	-	-	-	-	-	-	-
	Restaurant/Fast Food Chain	29	1	-	-	2	1	-	-	-

Tsirang	Mobile food/Catering/Take-out/Food delivery	-	-	-	-	-	-	-	-	-	-	-
	Coffee Shop/Cafeteria	-	-	-	-	-	-	-	-	-	-	-
	Night Club/Drayang	1	-	-	-	-	-	-	-	-	-	-
	Bar and cocktail lounge	9	-	-	-	1	-	-	-	-	-	-
	Others(specify)	-	-	-	-	-	-	-	-	-	-	-
	Restaurant/Fast Food Chain	71	7	-	-	1	-	-	-	1	-	-
	Mobile food/Catering/Take-out/Food delivery	-	-	-	-	-	-	-	-	-	-	-
	Coffee Shop/Cafeteria	-	-	-	-	-	-	-	-	-	-	-
	Night Club/Drayang	-	-	-	-	-	-	-	-	-	-	-
	Bar and cocktail lounge	25	-	-	-	-	-	-	-	-	-	-
Wangdi Phodrang	Others(specify)	-	-	-	-	-	-	-	-	-	-	-
	Restaurant/Fast Food Chain	35	9	-	-	35	-	-	-	4	-	2
	Mobile food/Catering/Take-out/Food delivery	-	-	-	-	-	-	-	-	-	-	-
	Coffee Shop/Cafeteria	-	-	-	-	-	-	-	-	-	-	-
	Night Club/Drayang	-	-	-	-	-	-	-	-	-	-	-
	Bar and cocktail lounge	25	-	-	-	-	-	-	-	-	-	-
	Others(specify)	-	-	-	-	-	-	-	-	-	-	-
	Restaurant/Fast Food Chain	35	9	-	-	35	-	-	-	4	-	2
	Mobile food/Catering/Take-out/Food delivery	-	-	-	-	-	-	-	-	-	-	-
	Coffee Shop/Cafeteria	-	-	-	-	-	-	-	-	-	-	-
Zhemgang	Night Club/Drayang	-	-	-	-	-	-	-	-	-	-	-
	Bar and cocktail lounge	34	1	-	-	34	-	-	-	1	-	-
	Others(specify)	-	-	-	-	-	-	-	-	-	-	-
	Restaurant/Fast Food Chain	-	-	-	-	-	-	-	-	-	-	-
	Mobile food/Catering/Take-out/Food delivery	-	-	-	-	-	-	-	-	-	-	-
	Coffee Shop/Cafeteria	-	-	-	-	-	-	-	-	-	-	-

Table 3.2: Number of Establishments and Employment by Nationality and Sex by Dzongkhag

Dzongkhag	Activities	Nos.	Total		Bhutanese		Non-Bhutanese				
			Total	Male	Female	Total	Male	Female	Total	Male	Female
Bumthang	Restaurant/Fast Food Chain	41	86	29	57	86	29	57	-	-	-
	Mobile food/Catering/Take-out/Food delivery	-	-	-	-	-	-	-	-	-	-
	Coffee Shop/Cafeteria	-	-	-	-	-	-	-	-	-	-
	Night Club/Drayang	11	81	16	65	81	16	65	-	-	-
	Bar and cocktail lounge	-	-	-	-	-	-	-	-	-	-
	Others(specify)	-	-	-	-	-	-	-	-	-	-

Chukha	Restaurant/Fast Food Chain	225	720	300	420	630	245	385	90	55	35
	Mobile food/Catering/Take-out/Food delivery	5	13	8	5	13	8	5	-	-	-
	Coffee Shop/Cafeteria	4	11	4	7	11	4	7	-	-	-
	Night Club/Drayang	19	160	32	128	156	31	125	4	1	3
	Bar and cocktail lounge	129	242	92	150	221	81	140	21	11	10
	Others(specify)	1	5	3	2	3	3	-	2	-	2
	Restaurant/Fast Food Chain	29	64	21	43	64	21	43	-	-	-
	Mobile food/Catering/Take-out/Food delivery	1	2	1	1	2	1	1	-	-	-
	Coffee Shop/Cafeteria	-	-	-	-	-	-	-	-	-	-
	Night Club/Drayang	2	5	1	4	5	1	4	-	-	-
Dagana	Bar and cocktail lounge	27	49	19	30	49	19	30	-	-	-
	Others(specify)	-	-	-	-	-	-	-	-	-	-
	Restaurant/Fast Food Chain	9	22	6	16	22	6	16	-	-	-
	Mobile food/Catering/Take-out/Food delivery	-	-	-	-	-	-	-	-	-	-
	Coffee Shop/Cafeteria	-	-	-	-	-	-	-	-	-	-
	Night Club/Drayang	-	-	-	-	-	-	-	-	-	-
	Bar and cocktail lounge	3	6	3	3	6	3	3	-	-	-
	Others(specify)	-	-	-	-	-	-	-	-	-	-
	Restaurant/Fast Food Chain	22	46	18	28	46	18	28	-	-	-
	Mobile food/Catering/Take-out/Food delivery	-	-	-	-	-	-	-	-	-	-
Haa	Coffee Shop/Cafeteria	-	-	-	-	-	-	-	-	-	-
	Night Club/Drayang	2	8	2	6	8	2	6	-	-	-
	Bar and cocktail lounge	10	23	10	13	23	10	13	-	-	-
	Others(specify)	1	2	1	1	2	1	1	-	-	-
	Restaurant/Fast Food Chain	7	41	12	29	41	12	29	-	-	-
	Mobile food/Catering/Take-out/Food delivery	1	11	3	8	11	3	8	-	-	-
	Coffee Shop/Cafeteria	-	-	-	-	-	-	-	-	-	-
	Night Club/Drayang	-	-	-	-	-	-	-	-	-	-
	Bar and cocktail lounge	-	-	-	-	-	-	-	-	-	-
	Others(specify)	-	-	-	-	-	-	-	-	-	-
Lhuntse	Restaurant/Fast Food Chain	-	-	-	-	-	-	-	-	-	-
	Mobile food/Catering/Take-out/Food delivery	-	-	-	-	-	-	-	-	-	-
	Coffee Shop/Cafeteria	-	-	-	-	-	-	-	-	-	-
	Night Club/Drayang	-	-	-	-	-	-	-	-	-	-
	Bar and cocktail lounge	-	-	-	-	-	-	-	-	-	-
	Others(specify)	-	-	-	-	-	-	-	-	-	-
	Restaurant/Fast Food Chain	-	-	-	-	-	-	-	-	-	-
	Mobile food/Catering/Take-out/Food delivery	-	-	-	-	-	-	-	-	-	-
	Coffee Shop/Cafeteria	-	-	-	-	-	-	-	-	-	-
	Night Club/Drayang	-	-	-	-	-	-	-	-	-	-

	Night Club/Drayang	1	6	4	2	6	4	2	4	2	-	-	-
	Bar and cocktail lounge	8	17	8	9	17	8	9	8	9	-	-	-
	Others(specify)	-	-	-	-	-	-	-	-	-	-	-	-
Mongar	Restaurant/Fast Food Chain	43	101	40	61	101	40	61	40	61	-	-	-
	Mobile food/Catering/Take-out/Food delivery	1	9	4	5	9	4	5	4	5	-	-	-
	Coffee Shop/Cafeteria	1	7	6	1	7	6	1	6	1	-	-	-
	Night Club/Drayang	4	21	7	14	21	7	14	7	14	-	-	-
	Bar and cocktail lounge	20	28	8	20	28	8	20	8	20	-	-	-
	Others(specify)												
Paro	Restaurant/Fast Food Chain	117	388	143	245	388	143	245	143	245	-	-	-
	Mobile food/Catering/Take-out/Food delivery	1	9	1	8	9	1	8	1	8	-	-	-
	Coffee Shop/Cafeteria	2	9	3	6	9	3	6	3	6	-	-	-
	Night Club/Drayang	13	136	47	89	136	47	89	47	89	-	-	-
	Bar and cocktail lounge	37	119	56	63	119	56	63	56	63	-	-	-
	Others(specify)	-	-	-	-	-	-	-	-	-	-	-	-
Pema Gatshel	Restaurant/Fast Food Chain	29	79	34	45	79	34	45	34	45	-	-	-
	Mobile food/Catering/Take-out/Food delivery	-	-	-	-	-	-	-	-	-	-	-	-
	Coffee Shop/Cafeteria	-	-	-	-	-	-	-	-	-	-	-	-
	Night Club/Drayang	-	-	-	-	-	-	-	-	-	-	-	-
	Bar and cocktail lounge	49	134	59	75	134	59	75	59	75	-	-	-
	Others(specify)	-	-	-	-	-	-	-	-	-	-	-	-
Punakha	Restaurant/Fast Food Chain	51	180	60	120	180	60	120	60	120	-	-	-
	Mobile food/Catering/Take-out/Food delivery	-	-	-	-	-	-	-	-	-	-	-	-
	Coffee Shop/Cafeteria	1	3	1	2	3	1	2	1	2	-	-	-
	Night Club/Drayang	9	97	28	69	97	28	69	28	69	-	-	-
	Bar and cocktail lounge	5	12	3	9	12	3	9	3	9	-	-	-
	Others(specify)	-	-	-	-	-	-	-	-	-	-	-	-
	Restaurant/Fast Food Chain	58	128	44	84	101	31	70	27	13	14	14	

Samdrup Jongkhar	Mobile food/Catering/Take-out/Food delivery	-	-	-	-	-	-	-	-	-	-	-	-	-	-	-	-	-
	Coffee Shop/Cafeteria	-	-	-	-	-	-	-	-	-	-	-	-	-	-	-	-	-
	Night Club/Drayang	6	56	28	28	55	28	27	1	1	28	27	1	28	27	1	28	27
	Bar and cocktail lounge	58	92	38	54	86	36	50	6	2	36	50	6	36	50	6	36	50
	Others(specify)	-	-	-	-	-	-	-	-	-	-	-	-	-	-	-	-	-
	Restaurant/Fast Food Chain	86	190	66	124	181	62	119	9	4	62	119	9	62	119	9	62	119
	Mobile food/Catering/Take-out/Food delivery	-	-	-	-	-	-	-	-	-	-	-	-	-	-	-	-	-
Samtse	Coffee Shop/Cafeteria	1	2	1	1	2	1	1	-	-	1	1	-	-	-	-	-	-
	Night Club/Drayang	3	9	4	5	9	4	5	-	-	4	5	-	-	-	-	-	-
	Bar and cocktail lounge	110	187	63	124	183	63	120	4	0	63	120	4	63	120	4	63	120
	Others(specify)	-	-	-	-	-	-	-	-	-	-	-	-	-	-	-	-	-
	Restaurant/Fast Food Chain	61	153	51	102	130	43	87	23	8	43	87	23	43	87	23	43	87
	Mobile food/Catering/Take-out/Food delivery	-	-	-	-	-	-	-	-	-	-	-	-	-	-	-	-	-
	Coffee Shop/Cafeteria	-	-	-	-	-	-	-	-	-	-	-	-	-	-	-	-	-
Sarpang	Night Club/Drayang	9	49	15	34	48	15	33	1	-	15	33	1	15	33	1	15	33
	Bar and cocktail lounge	124	263	91	172	254	88	166	9	3	88	166	9	88	166	9	88	166
	Others(specify)	-	-	-	-	-	-	-	-	-	-	-	-	-	-	-	-	-
	Restaurant/Fast Food Chain	332	1086	392	694	1084	390	694	2	2	390	694	2	390	694	2	390	694
	Mobile food/Catering/Take-out/Food delivery	10	50	14	36	50	14	36	-	-	14	36	-	14	36	-	14	36
	Coffee Shop/Cafeteria	8	64	29	35	64	29	35	-	-	29	35	-	29	35	-	29	35
	Night Club/Drayang	24	263	103	160	262	102	160	1	1	102	160	1	102	160	1	102	160
Thimphu	Bar and cocktail lounge	41	89	34	55	89	34	55	-	-	34	55	-	34	55	-	34	55
	Others(specify)	3	7	6	1	7	6	1	-	-	6	1	-	6	1	-	6	1
	Restaurant/Fast Food Chain	71	181	66	115	180	66	114	1	-	66	114	1	66	114	1	66	114
	Mobile food/Catering/Take-out/Food delivery	-	-	-	-	-	-	-	-	-	-	-	-	-	-	-	-	-
	Coffee Shop/Cafeteria	-	-	-	-	-	-	-	-	-	-	-	-	-	-	-	-	-
	Night Club/Drayang	-	-	-	-	-	-	-	-	-	-	-	-	-	-	-	-	-
	Restaurant/Fast Food Chain	-	-	-	-	-	-	-	-	-	-	-	-	-	-	-	-	-
Trashigang	Mobile food/Catering/Take-out/Food delivery	-	-	-	-	-	-	-	-	-	-	-	-	-	-	-	-	-
	Coffee Shop/Cafeteria	-	-	-	-	-	-	-	-	-	-	-	-	-	-	-	-	-
	Night Club/Drayang	-	-	-	-	-	-	-	-	-	-	-	-	-	-	-	-	-

	Bar and cocktail lounge	11	26	9	17	26	9	17	-	-	-	-
	Others(specify)	-	-	-	-	-	-	-	-	-	-	-
	Restaurant/Fast Food Chain	29	67	23	44	67	23	44	-	-	-	-
	Mobile food/Catering/Take-out/Food delivery	1	3	-	3	3	-	3	-	-	-	-
Trashi Yangtse	Coffee Shop/Cafeteria	-	-	-	-	-	-	-	-	-	-	-
	Night Club/Drayang	3	10	3	7	10	3	7	-	-	-	-
	Bar and cocktail lounge	5	13	6	7	13	6	7	-	-	-	-
	Others(specify)	-	-	-	-	-	-	-	-	-	-	-
	Restaurant/Fast Food Chain	38	89	29	60	89	29	60	-	-	-	-
	Mobile food/Catering/Take-out/Food delivery	-	-	-	-	-	-	-	-	-	-	-
Trongsa	Coffee Shop/Cafeteria	-	-	-	-	-	-	-	-	-	-	-
	Night Club/Drayang	3	7	3	4	7	3	4	-	-	-	-
	Bar and cocktail lounge	8	11	3	8	11	3	8	-	-	-	-
	Others(specify)	-	-	-	-	-	-	-	-	-	-	-
	Restaurant/Fast Food Chain	29	80	26	54	80	26	54	-	-	-	-
	Mobile food/Catering/Take-out/Food delivery	-	-	-	-	-	-	-	-	-	-	-
Tsirang	Coffee Shop/Cafeteria	-	-	-	-	-	-	-	-	-	-	-
	Night Club/Drayang	1	3	3	-	3	3	-	-	-	-	-
	Bar and cocktail lounge	9	18	8	10	18	8	10	-	-	-	-
	Others(specify)	-	-	-	-	-	-	-	-	-	-	-
	Restaurant/Fast Food Chain	71	209	55	154	208	55	153	1	-	1	-
	Mobile food/Catering/Take-out/Food delivery	-	-	-	-	-	-	-	-	-	-	-
Wangdi Phodrang	Coffee Shop/Cafeteria	-	-	-	-	-	-	-	-	-	-	-
	Night Club/Drayang	-	-	-	-	-	-	-	-	-	-	-
	Bar and cocktail lounge	25	52	22	30	52	22	30	-	-	-	-
	Others(specify)	-	-	-	-	-	-	-	-	-	-	-
	Restaurant/Fast Food Chain	35	109	42	67	109	42	67	-	-	-	-

	Mobile food/Catering/Take-out/Food delivery	-	-	-	-	-	-	-	-	-	-	-	-	-
Zhemgang	Coffee Shop/Cafeteria	-	-	-	-	-	-	-	-	-	-	-	-	-
	Night Club/Drayang	-	-	-	-	-	-	-	-	-	-	-	-	-
	Bar and cocktail lounge	34	99	44	55	99	44	55	99	44	55	-	-	-
	Others(specify)	-	-	-	-	-	-	-	-	-	-	-	-	-
	Others(specify)	-	-	-	-	-	-	-	-	-	-	-	-	-
	Total	2,248	6,617	2,414	4,203	6,415	2,314	4,101	202	4,101	100	100	102	102

Table 3.3: Employment by Type by Dzongkhag (in number)

Dzongkhag	Activities	Total		Regular employee		Seasonal Employee							
		Total	Male	Female	Male	Female	Male	Female	Total				
	Restaurant/Fast Food Chain	86	29	57	6	12	18	-	-	-	-	-	-
	Mobile food/Catering/Take-out/Food delivery	-	-	-	-	-	-	-	-	-	-	-	-
Bumthang	Coffee Shop/Cafeteria	-	-	-	-	-	-	-	-	-	-	-	-
	Night Club/Drayang	81	16	65	12	56	68	-	-	-	-	-	-
	Bar and cocktail lounge	-	-	-	-	-	-	-	-	-	-	-	-
	Others(specify)	-	-	-	-	-	-	-	-	-	-	-	-
	Restaurant/Fast Food Chain	720	300	420	128	169	297	46	34	80	80	80	80
	Mobile food/Catering/Take-out/Food delivery	13	8	5	4	2	6	-	-	-	-	-	-
Chukha	Coffee Shop/Cafeteria	11	4	7	3	3	6	-	-	-	-	-	-
	Night Club/Drayang	160	32	128	26	110	136	1	4	5	5	5	5
	Bar and cocktail lounge	242	92	150	31	32	63	-	1	1	1	1	1
	Others(specify)	5	3	2	2	2	4	-	-	-	-	-	-
	Restaurant/Fast Food Chain	64	21	43	2	9	11	1	3	4	4	4	4
	Mobile food/Catering/Take-out/Food delivery	2	1	1	-	-	-	-	-	-	-	-	-
Dagana	Coffee Shop/Cafeteria	-	-	-	-	-	-	-	-	-	-	-	-
	Night Club/Drayang	5	1	4	1	2	3	-	-	-	-	-	-

	Bar and cocktail lounge	49	19	30	-	1	1	-	-	-	-
	Others(specify)										
Gasa	Restaurant/Fast Food Chain	22	6	16	1	4	5	-	-	-	-
	Mobile food/Catering/Take-out/Food delivery	-	-	-	-	-	-	-	-	-	-
	Coffee Shop/Cafeteria	-	-	-	-	-	-	-	-	-	-
	Night Club/Drayang	-	-	-	-	-	-	-	-	-	-
	Bar and cocktail lounge	6	3	3	-	-	-	-	-	-	-
	Others(specify)	-	-	-	-	-	-	-	-	-	-
	Restaurant/Fast Food Chain	46	18	28	4	5	9	-	-	-	-
Haa	Mobile food/Catering/Take-out/Food delivery	-	-	-	-	-	-	-	-	-	-
	Coffee Shop/Cafeteria	-	-	-	-	-	-	-	-	-	-
	Night Club/Drayang	8	2	6	1	5	6	-	-	-	-
	Bar and cocktail lounge	23	10	13	1	4	5	-	-	-	-
	Others(specify)	2	1	1	-	1	1	-	-	-	-
	Restaurant/Fast Food Chain	41	12	29	5	10	15	2	10	2	12
	Mobile food/Catering/Take-out/Food delivery	11	3	8	1	3	4	1	2	3	3
Lhuntse	Coffee Shop/Cafeteria	-	-	-	-	-	-	-	-	-	-
	Night Club/Drayang	6	4	2	1	1	2	1	-	1	1
	Bar and cocktail lounge	17	8	9	3	2	5	-	-	-	-
	Others(specify)	-	-	-	-	-	-	-	-	-	-
	Restaurant/Fast Food Chain	101	40	61	13	18	31	-	1	1	1
	Mobile food/Catering/Take-out/Food delivery	9	4	5	2	3	5	1	1	2	2
	Coffee Shop/Cafeteria	7	6	1	5	-	5	-	-	-	-
Mongar	Night Club/Drayang	21	7	14	4	10	14	-	1	1	1
	Bar and cocktail lounge	28	8	20	0	1	1	-	1	1	1
	Others(specify)	-	-	-	-	-	-	-	-	-	-
	Restaurant/Fast Food Chain	388	143	245	79	131	210	-	2	2	2

Paro	Mobile food/Catering/Take-out/Food delivery	9	1	8	-	7	7	-	-	-
	Coffee Shop/Cafeteria	9	3	6	2	5	7	-	-	-
	Night Club/Drayang	136	47	89	40	80	120	-	-	-
	Bar and cocktail lounge	119	56	63	29	33	62	1	-	1
	Others(specify)	-	-	-	-	-	-	-	-	-
	Restaurant/Fast Food Chain	79	34	45	1	6	7	-	-	-
	Mobile food/Catering/Take-out/Food delivery	-	-	-	-	-	-	-	-	-
Pema Gatshel	Coffee Shop/Cafeteria	-	-	-	-	-	-	-	-	-
	Night Club/Drayang	-	-	-	-	-	-	-	-	-
	Bar and cocktail lounge	134	59	75	1	4	5	1	1	2
	Others(specify)	-	-	-	-	-	-	-	-	-
	Restaurant/Fast Food Chain	180	60	120	30	61	91	-	-	-
	Mobile food/Catering/Take-out/Food delivery	-	-	-	-	-	-	-	-	-
	Coffee Shop/Cafeteria	3	1	2	-	1	1	-	-	-
Punakha	Night Club/Drayang	97	28	69	22	61	83	-	-	-
	Bar and cocktail lounge	12	3	9	-	5	5	-	-	-
	Others(specify)	-	-	-	-	-	-	-	-	-
	Restaurant/Fast Food Chain	128	44	84	17	25	42	2	6	8
	Mobile food/Catering/Take-out/Food delivery	-	-	-	-	-	-	-	-	-
	Coffee Shop/Cafeteria	-	-	-	-	-	-	-	-	-
	Night Club/Drayang	56	28	28	24	26	50	-	-	-
Samdrup Jongkhar	Bar and cocktail lounge	92	38	54	2	3	5	-	3	3
	Others(specify)	-	-	-	-	-	-	-	-	-
	Restaurant/Fast Food Chain	190	66	124	14	31	45	-	-	-
	Mobile food/Catering/Take-out/Food delivery	-	-	-	-	-	-	-	-	-
	Coffee Shop/Cafeteria	2	1	1	-	-	-	-	-	-
	Night Club/Drayang	9	4	5	3	3	6	-	-	-
	Others(specify)	-	-	-	-	-	-	-	-	-
Samtse	Restaurant/Fast Food Chain	190	66	124	14	31	45	-	-	-
	Mobile food/Catering/Take-out/Food delivery	-	-	-	-	-	-	-	-	-
	Coffee Shop/Cafeteria	2	1	1	-	-	-	-	-	-
	Night Club/Drayang	9	4	5	3	3	6	-	-	-
	Others(specify)	-	-	-	-	-	-	-	-	-
	Restaurant/Fast Food Chain	190	66	124	14	31	45	-	-	-
	Mobile food/Catering/Take-out/Food delivery	-	-	-	-	-	-	-	-	-

	Bar and cocktail lounge	187	63	124	2	10	12	-	1	1
	Others(specify)	-	-	-	-	-	-	-	-	-
	Restaurant/Fast Food Chain	153	51	102	10	27	37	-	2	2
	Mobile food/Catering/Take-out/Food delivery	-	-	-	-	-	-	-	-	-
Sarpang	Coffee Shop/Cafeteria	-	-	-	-	-	-	-	-	-
	Night Club/Drayang	49	15	34	7	28	35	-	-	-
	Bar and cocktail lounge	263	91	172	10	22	32	-	-	-
	Others(specify)	-	-	-	-	-	-	-	-	-
	Restaurant/Fast Food Chain	1086	392	694	211	371	582	20	22	42
	Mobile food/Catering/Take-out/Food delivery	50	14	36	5	22	27	-	-	-
Thimphu	Coffee Shop/Cafeteria	64	29	35	23	29	52	-	3	3
	Night Club/Drayang	263	103	160	76	152	228	2	-	2
	Bar and cocktail lounge	89	34	55	3	18	21	-	-	-
	Others(specify)	7	6	1	3	1	4	-	-	-
	Restaurant/Fast Food Chain	181	66	115	8	23	31	-	1	1
	Mobile food/Catering/Take-out/Food delivery	-	-	-	-	-	-	-	-	-
Trashigang	Coffee Shop/Cafeteria	-	-	-	-	-	-	-	-	-
	Night Club/Drayang	-	-	-	-	-	-	-	-	-
	Bar and cocktail lounge	26	9	17	-	-	-	-	-	-
	Others(specify)	-	-	-	-	-	-	-	-	-
	Restaurant/Fast Food Chain	67	23	44	4	7	11	1	5	6
	Mobile food/Catering/Take-out/Food delivery	3	-	3	-	-	-	-	-	-
Trashigang	Coffee Shop/Cafeteria	-	-	-	-	-	-	-	-	-
	Night Club/Drayang	10	3	7	-	4	4	-	-	-
	Bar and cocktail lounge	13	6	7	-	-	-	-	-	-
	Others(specify)	-	-	-	-	-	-	-	-	-
	Restaurant/Fast Food Chain	89	29	60	7	15	22	3	2	5

Trongsa	Mobile food/Catering/Take-out/Food delivery	-	-	-	-	-	-	-	-	-	-	-	-
	Coffee Shop/Cafeteria	-	-	-	-	-	-	-	-	-	-	-	-
	Night Club/Drayang	7	3	4	-	3	3	-	-	-	-	-	-
	Bar and cocktail lounge	11	3	8	-	-	-	-	-	-	-	-	-
	Others(specify)												
Tsirang	Restaurant/Fast Food Chain	80	26	54	8	25	33	-	-	-	-	-	-
	Mobile food/Catering/Take-out/Food delivery	-	-	-	-	-	-	-	-	-	-	-	-
	Coffee Shop/Cafeteria	-	-	-	-	-	-	-	-	-	-	-	-
	Night Club/Drayang	3	3	-	2	-	2	-	-	-	-	-	-
	Bar and cocktail lounge	18	8	10	1	3	4	-	-	-	-	-	-
Wangdi Phodrang	Others(specify)	-	-	-	-	-	-	-	-	-	-	-	-
	Restaurant/Fast Food Chain	209	55	154	10	52	62	-	-	7	7	-	7
	Mobile food/Catering/Take-out/Food delivery	-	-	-	-	-	-	-	-	-	-	-	-
	Coffee Shop/Cafeteria	-	-	-	-	-	-	-	-	-	-	-	-
	Night Club/Drayang	-	-	-	-	-	-	-	-	-	-	-	-
Zhemgang	Bar and cocktail lounge	52	22	30	1	4	5	-	-	-	-	-	-
	Others(specify)	-	-	-	-	-	-	-	-	-	-	-	-
	Restaurant/Fast Food Chain	109	42	67	4	6	10	-	-	-	-	-	-
	Mobile food/Catering/Take-out/Food delivery	-	-	-	-	-	-	-	-	-	-	-	-
	Coffee Shop/Cafeteria	-	-	-	-	-	-	-	-	-	-	-	-
Total	Night Club/Drayang	-	-	-	-	-	-	-	-	-	-	-	-
	Bar and cocktail lounge	99	44	55	-	-	-	-	-	2	2	-	2
	Others(specify)	-	-	-	-	-	-	-	-	-	-	-	-
	Total	6,617	2,414	4,203	915	1,769	2,684	83	115	198	-	-	-

Table 3.4: Average Hours of Work by Type of Activity by Dzongkhag

Dzongkhag	Restaurant/Fast Food Chain	Mobile food/Catering/Take-out/Food delivery	Coffee Shop/Cafeteria	Night Club/Drayang	Bar and cocktail lounge	Others
Bumthang	6	-	-	4	-	-
Chukha	11	9	11	5	11	2
Dagana	12	8	-	5	11	-
Gasa	12	-	-	-	11	-
Haa	9	-	-	7	9	4
Lhuntse	12	16	-	4	12	-
Mongar	12	14	11	6	11	-
Paro	10	8	9	6	10	-
Pema Gatshel	12	-	-	-	11	-
Punakha	12	-	12	5	11	-
Samdrup Jongkhar	14	-	-	6	13	-
Samtse	11	-	8	8	10	-
Sarpang	11	-	-	6	11	-
Thimphu	11	10	11	7	11	9
Trashigang	12	-	-	-	10	-
Trashi Yangtse	12	9	-	6	12	-
Trongsa	7	-	-	6	7	-
Tsirang	11	-	-	5	10	-
Wangdi Phodrang	12	-	-	-	12	-
Zhemgang	11	-	-	-	11	-
Total	11	10	11	6	11	7

Table 3.5: Number of Establishments and Guests received by Dzongkhag

Dzongkhag	Activities	No. of Establishments	Total Guest (Number)
Bumthang	Restaurant/Fast Food Chain	41	174,470
	Mobile food/Catering/Take-out/Food delivery	-	-
	Coffee Shop/Cafeteria	-	-
	Night Club/Drayang	11	72,270
	Bar and cocktail lounge	-	-
	Others(specify)	-	-
Chukha	Restaurant/Fast Food Chain	225	3,189,005
	Mobile food/Catering/Take-out/Food delivery	5	63,145
	Coffee Shop/Cafeteria	4	37,960
	Night Club/Drayang	19	244,260
	Bar and cocktail lounge	129	727,055
	Others(specify)	1	25,550
Dagana	Restaurant/Fast Food Chain	29	158,775
	Mobile food/Catering/Take-out/Food delivery	1	7,300
	Coffee Shop/Cafeteria	-	-
	Night Club/Drayang	2	12,045
	Bar and cocktail lounge	27	116,800
	Others(specify)	-	-
Gasa	Restaurant/Fast Food Chain	9	57,670
	Mobile food/Catering/Take-out/Food delivery	-	-
	Coffee Shop/Cafeteria	-	-
	Night Club/Drayang	-	-
	Bar and cocktail lounge	3	10,220
	Others(specify)	-	-
Haa	Restaurant/Fast Food Chain	22	208,050
	Mobile food/Catering/Take-out/Food delivery	-	-
	Coffee Shop/Cafeteria	-	-
	Night Club/Drayang	2	14,600
	Bar and cocktail lounge	10	98,915
	Others(specify)	1	1,825
Lhuntse	Restaurant/Fast Food Chain	7	118,625
	Mobile food/Catering/Take-out/Food delivery	1	12,775
	Coffee Shop/Cafeteria	-	-
	Night Club/Drayang	1	5,475
	Bar and cocktail lounge	8	32,485
	Others(specify)	-	-
Mongar	Restaurant/Fast Food Chain	43	283,645
	Mobile food/Catering/Take-out/Food delivery	1	20,075
	Coffee Shop/Cafeteria	1	7,300

	Night Club/Drayang	4	17,885
	Bar and cocktail lounge	20	106,215
	Others(specify)	-	-
Paro	Restaurant/Fast Food Chain	117	1,053,593
	Mobile food/Catering/Take-out/Food delivery	1	10,950
	Coffee Shop/Cafeteria	2	21,900
	Night Club/Drayang	13	135,050
	Bar and cocktail lounge	37	263,525
	Others(specify)	-	-
Pema Gatshel	Restaurant/Fast Food Chain	29	255,135
	Mobile food/Catering/Take-out/Food delivery	-	-
	Coffee Shop/Cafeteria	-	-
	Night Club/Drayang	-	-
	Bar and cocktail lounge	49	185,055
	Others(specify)	-	-
Punakha	Restaurant/Fast Food Chain	51	506,985
	Mobile food/Catering/Take-out/Food delivery	-	-
	Coffee Shop/Cafeteria	1	14,600
	Night Club/Drayang	9	77,380
	Bar and cocktail lounge	5	39,055
	Others(specify)	-	-
Samdrup Jongkhar	Restaurant/Fast Food Chain	58	502,970
	Mobile food/Catering/Take-out/Food delivery	-	-
	Coffee Shop/Cafeteria	-	-
	Night Club/Drayang	6	31,025
	Bar and cocktail lounge	58	362,080
	Others(specify)	-	-
Samtse	Restaurant/Fast Food Chain	86	554,070
	Mobile food/Catering/Take-out/Food delivery	-	-
	Coffee Shop/Cafeteria	1	3,650
	Night Club/Drayang	3	15,330
	Bar and cocktail lounge	110	524,870
	Others(specify)	-	-
Sarpang	Restaurant/Fast Food Chain	61	449,315
	Mobile food/Catering/Take-out/Food delivery	-	-
	Coffee Shop/Cafeteria	-	-
	Night Club/Drayang	9	58,075
	Bar and cocktail lounge	124	1,012,510
	Others(specify)	-	-
Thimphu	Restaurant/Fast Food Chain	332	3,737,642
	Mobile food/Catering/Take-out/Food delivery	10	202,575
	Coffee Shop/Cafeteria	8	147,095
	Night Club/Drayang	24	439,215

	Bar and cocktail lounge	41	326,260
	Others(specify)	3	12,410
Trashigang	Restaurant/Fast Food Chain	71	547,135
	Mobile food/Catering/Take-out/Food delivery	-	-
	Coffee Shop/Cafeteria	-	-
	Night Club/Drayang	-	-
	Bar and cocktail lounge	11	55,115
	Others(specify)	-	-
Trashhi Yangtse	Restaurant/Fast Food Chain	29	166,075
	Mobile food/Catering/Take-out/Food delivery	1	5,475
	Coffee Shop/Cafeteria	-	-
	Night Club/Drayang	3	31,025
	Bar and cocktail lounge	5	26,280
	Others(specify)	-	-
Trongsa	Restaurant/Fast Food Chain	38	229,950
	Mobile food/Catering/Take-out/Food delivery	-	-
	Coffee Shop/Cafeteria	-	-
	Night Club/Drayang	3	12,410
	Bar and cocktail lounge	8	30,295
	Others(specify)	-	-
Tsirang	Restaurant/Fast Food Chain	29	163,155
	Mobile food/Catering/Take-out/Food delivery	-	-
	Coffee Shop/Cafeteria	-	-
	Night Club/Drayang	1	3,650
	Bar and cocktail lounge	9	27,375
	Others(specify)	-	-
Wangdi Phodrang	Restaurant/Fast Food Chain	71	723,430
	Mobile food/Catering/Take-out/Food delivery	-	-
	Coffee Shop/Cafeteria	-	-
	Night Club/Drayang	-	-
	Bar and cocktail lounge	25	170,090
	Others(specify)	-	-
Zhemgang	Restaurant/Fast Food Chain	35	147,095
	Mobile food/Catering/Take-out/Food delivery	-	-
	Coffee Shop/Cafeteria	-	-
	Night Club/Drayang	-	-
	Bar and cocktail lounge	34	104,755
	Others(specify)	-	-
	Total	2,248	19,210,025

Table 3.6: Number of Establishments and Type of Guests by Type by Dzongkhag (%)

Dzongkhag	Activities	Total establishments	Local visitor	Domestic visitor	Regional visitor	International visitor
Bumthang	Restaurant/Fast Food Chain	41	83	8	1	8
	Mobile food/Catering/Take-out/Food delivery	-	-	-	-	-
	Coffee Shop/Cafeteria	-	-	-	-	-
	Night Club/Drayang	11	87	13	-	-
	Bar and cocktail lounge	-	-	-	-	-
	Others(specify)	-	-	-	-	-
Chukha	Restaurant/Fast Food Chain	225	71	20	8	-
	Mobile food/Catering/Take-out/Food delivery	5	92	8	-	-
	Coffee Shop/Cafeteria	4	70	10	15	5
	Night Club/Drayang	19	79	13	7	1
	Bar and cocktail lounge	129	93	5	2	-
	Others(specify)	1	100	0	-	-
Dagana	Restaurant/Fast Food Chain	29	87	8	5	-
	Mobile food/Catering/Take-out/Food delivery	1	95	5	-	-
	Coffee Shop/Cafeteria	-	-	-	-	-
	Night Club/Drayang	2	97	4	-	-
	Bar and cocktail lounge	27	98	2	-	-
	Others(specify)	-	-	-	-	-
Gasa	Restaurant/Fast Food Chain	9	47	36	7	10
	Mobile food/Catering/Take-out/Food delivery	-	-	-	-	-
	Coffee Shop/Cafeteria	-	-	-	-	-
	Night Club/Drayang	-	-	-	-	-
	Bar and cocktail lounge	3	87	3	3	7
	Others(specify)	-	-	-	-	-

Haa	Restaurant/Fast Food Chain	22	84	8	5	3
	Mobile food/Catering/Take-out/Food delivery	-	-	-	-	-
	Coffee Shop/Cafeteria	-	-	-	-	-
	Night Club/Drayang	2	83	15	3	-
	Bar and cocktail lounge	10	86	7	4	4
	Others(specify)	1	100	-	-	-
	Restaurant/Fast Food Chain	7	85	10	1	4
	Mobile food/Catering/Take-out/Food delivery	1	65	10	10	15
	Coffee Shop/Cafeteria	-	-	-	-	-
	Night Club/Drayang	1	90	10	-	-
Lhuntse	Bar and cocktail lounge	8	95	4	-	1
	Others(specify)					
	Restaurant/Fast Food Chain	43	82	16	1	1
	Mobile food/Catering/Take-out/Food delivery	1	70	20	5	5
	Coffee Shop/Cafeteria	1	70	25	-	5
	Night Club/Drayang	4	85	13	-	3
	Bar and cocktail lounge	20	89	11	-	1
	Others(specify)	-	-	-	-	-
	Restaurant/Fast Food Chain	117	75	9	10	7
	Mobile food/Catering/Take-out/Food delivery	1	90	10	-	-
Paro	Coffee Shop/Cafeteria	2	40	8	18	35
	Night Club/Drayang	13	60	9	16	16
	Bar and cocktail lounge	37	83	8	5	4
	Others(specify)	-	-	-	-	-
	Restaurant/Fast Food Chain	29	68	32	1	-
	Mobile food/Catering/Take-out/Food delivery	-	-	-	-	-
Pema Gatshel	Coffee Shop/Cafeteria	-	-	-	-	-

	Night Club/Drayang	-	-	-	-	-	-	-	-
	Bar and cocktail lounge	49	75	25	-	-	-	-	-
	Others(specify)	-	-	-	-	-	-	-	-
	Restaurant/Fast Food Chain	51	65	18	8	8	9		
	Mobile food/Catering/Take-out/Food delivery	-	-	-	-	-	-	-	-
Punakha	Coffee Shop/Cafeteria	1	10	10	70	10	10		
	Night Club/Drayang	9	66	21	7	7	6		
	Bar and cocktail lounge	5	86	11	2	2	1		
	Others(specify)	-	-	-	-	-	-	-	-
	Restaurant/Fast Food Chain	58	68	28	4	4	-	-	-
	Mobile food/Catering/Take-out/Food delivery	-	-	-	-	-	-	-	-
Samdrup Jongkhar	Coffee Shop/Cafeteria	-	-	-	-	-	-	-	-
	Night Club/Drayang	6	45	28	27	27	-		
	Bar and cocktail lounge	58	88	9	3	3	-		
	Others(specify)	-	-	-	-	-	-	-	-
	Restaurant/Fast Food Chain	86	99	1	-	-	-	-	-
	Mobile food/Catering/Take-out/Food delivery	-	-	-	-	-	-	-	-
Samtse	Coffee Shop/Cafeteria	1	100	-	-	-	-	-	-
	Night Club/Drayang	3	100	-	-	-	-	-	-
	Bar and cocktail lounge	110	100	-	-	-	-	-	-
	Others(specify)	-	-	-	-	-	-	-	-
	Restaurant/Fast Food Chain	61	80	12	8	8	-	-	-
	Mobile food/Catering/Take-out/Food delivery	-	-	-	-	-	-	-	-
Sarpang	Coffee Shop/Cafeteria	-	-	-	-	-	-	-	-
	Night Club/Drayang	9	74	13	13	13	-		
	Bar and cocktail lounge	124	86	8	6	6	-		
	Others(specify)	-	-	-	-	-	-	-	-
	Restaurant/Fast Food Chain	332	87	7	4	4	2		

Thimphu	Mobile food/Catering/Take-out/Food delivery	10	100	-	-	-	-
	Coffee Shop/Cafeteria	8	40	13	23	24	24
	Night Club/Drayang	24	85	9	4	3	3
	Bar and cocktail lounge	41	97	3	-	-	-
	Others(specify)	3	66	-	3	31	31
	Restaurant/Fast Food Chain	71	88	11	1	1	1
	Mobile food/Catering/Take-out/Food delivery	-	-	-	-	-	-
	Coffee Shop/Cafeteria	-	-	-	-	-	-
	Night Club/Drayang	-	-	-	-	-	-
	Bar and cocktail lounge	11	92	4	-	4	4
Trashigang	Others(specify)	-	-	-	-	-	-
	Restaurant/Fast Food Chain	29	94	5	1	-	-
	Mobile food/Catering/Take-out/Food delivery	1	75	25	-	-	-
	Coffee Shop/Cafeteria	-	-	-	-	-	-
	Night Club/Drayang	3	96	4	-	-	-
	Bar and cocktail lounge	5	90	7	2	1	1
	Others(specify)	-	-	-	-	-	-
	Restaurant/Fast Food Chain	38	74	20	1	5	5
	Mobile food/Catering/Take-out/Food delivery	-	-	-	-	-	-
	Coffee Shop/Cafeteria	-	-	-	-	-	-
Trongsa	Night Club/Drayang	3	82	17	2	-	-
	Bar and cocktail lounge	8	90	10	-	-	-
	Others(specify)	-	-	-	-	-	-
	Restaurant/Fast Food Chain	29	70	30	-	-	-
	Mobile food/Catering/Take-out/Food delivery	-	-	-	-	-	-
	Coffee Shop/Cafeteria	-	-	-	-	-	-
	Night Club/Drayang	1	10	90	-	-	-
	Restaurant/Fast Food Chain	29	70	30	-	-	-
	Mobile food/Catering/Take-out/Food delivery	-	-	-	-	-	-
	Coffee Shop/Cafeteria	-	-	-	-	-	-
Tsirang	Night Club/Drayang	1	10	90	-	-	-
	Restaurant/Fast Food Chain	29	70	30	-	-	-
	Mobile food/Catering/Take-out/Food delivery	-	-	-	-	-	-
	Coffee Shop/Cafeteria	-	-	-	-	-	-
	Night Club/Drayang	1	10	90	-	-	-
	Restaurant/Fast Food Chain	29	70	30	-	-	-
	Mobile food/Catering/Take-out/Food delivery	-	-	-	-	-	-
	Coffee Shop/Cafeteria	-	-	-	-	-	-
	Night Club/Drayang	1	10	90	-	-	-
	Restaurant/Fast Food Chain	29	70	30	-	-	-

	Bar and cocktail lounge	9	95	5	-	-
	Others(specify)	-	-	-	-	-
Wangdi Phodrang	Restaurant/Fast Food Chain	71	61	35	2	2
	Mobile food/Catering/Take-out/Food delivery	-	-	-	-	-
	Coffee Shop/Cafeteria	-	-	-	-	-
	Night Club/Drayang	-	-	-	-	-
	Bar and cocktail lounge	25	87	12	-	-
	Others(specify)					
Zhemgang	Restaurant/Fast Food Chain	35	58	40	1	1
	Mobile food/Catering/Take-out/Food delivery	-	-	-	-	-
	Coffee Shop/Cafeteria	-	-	-	-	-
	Night Club/Drayang	-	-	-	-	-
	Bar and cocktail lounge	34	81	19	-	-
	Others(specify)	-	-	-	-	-
	Total	2,248	82	12	4	2

Table 3.7: Number of Establishments and Average Seating Capacity by Dzongkhags

Activities	Number of Establishments	Seating capacity				
		Less than 20	20-49	50-99	100-199	200+
Bumthang						
Restaurant/Fast Food Chain	41	29	12	-	-	-
Mobile food/Catering/Take-out/Food delivery	-	-	-	-	-	-
Coffee Shop/Cafeteria	-	-	-	-	-	-
Night Club/Drayang	11	-	11	-	-	-
Bar and cocktail lounge	-	-	-	-	-	-
Others(specify)	-	-	-	-	-	-
Chukha						
Restaurant/Fast Food Chain	225	146	69	9	-	-

Mobile food/Catering/Take-out/Food delivery	5	5	-	-	1	-
Coffee Shop/Cafeteria	4	3	-	-	-	-
Night Club/Drayang	19	4	8	6	1	-
Bar and cocktail lounge	129	109	18	2	1	-
Others(specify)	1	-	-	-	-	1
Dagana						
Restaurant/Fast Food Chain	29	22	7	-	-	-
Mobile food/Catering/Take-out/Food delivery	1	1	-	-	-	-
Coffee Shop/Cafeteria	-	-	-	-	-	-
Night Club/Drayang	2	-	2	-	-	-
Bar and cocktail lounge	27	25	2	-	-	-
Others(specify)	-	-	-	-	-	-
Gasa						
Restaurant/Fast Food Chain	9	8	-	1	-	-
Mobile food/Catering/Take-out/Food delivery	-	-	-	-	-	-
Coffee Shop/Cafeteria	-	-	-	-	-	-
Night Club/Drayang	-	-	-	-	-	-
Bar and cocktail lounge	3	3	-	-	-	-
Others(specify)	-	-	-	-	-	-
Haa						
Restaurant/Fast Food Chain	22	15	6	1	-	-
Mobile food/Catering/Take-out/Food delivery	-	-	-	-	-	-
Coffee Shop/Cafeteria	-	-	-	-	-	-
Night Club/Drayang	2	1	1	-	-	-
Bar and cocktail lounge	10	7	3	-	-	-
Others(specify)	1	-	-	-	-	1
Lhuntse						
Restaurant/Fast Food Chain	7	3	4	-	-	-
Mobile food/Catering/Take-out/Food delivery	1	1	-	-	-	-
Coffee Shop/Cafeteria	-	-	-	-	-	-
Night Club/Drayang	1	-	1	-	-	-

Bar and cocktail lounge	8	7	1	-	-	-
Others(specify)	-	-	-	-	-	-
Mongar						
Restaurant/Fast Food Chain	43	20	21	2	-	-
Mobile food/Catering/Take-out/Food delivery	1	-	-	1	-	-
Coffee Shop/Cafeteria	1	-	1	-	-	-
Night Club/Drayang	4	-	3	1	-	-
Bar and cocktail lounge	20	18	2	-	-	-
Others(specify)	-	-	-	-	-	-
Paro						
Restaurant/Fast Food Chain	117	65	44	7	-	-
Mobile food/Catering/Take-out/Food delivery	1	-	1	-	1	-
Coffee Shop/Cafeteria	2	1	1	-	-	-
Night Club/Drayang	13	2	8	3	-	-
Bar and cocktail lounge	37	25	10	1	-	-
Others(specify)	-	-	-	-	1	-
Pema Gatshel						
Restaurant/Fast Food Chain	29	20	8	1	-	-
Mobile food/Catering/Take-out/Food delivery	-	-	-	-	-	-
Coffee Shop/Cafeteria	-	-	-	-	-	-
Night Club/Drayang	-	-	-	-	-	-
Bar and cocktail lounge	49	45	4	-	-	-
Others(specify)	-	-	-	-	-	-
Punakha						
Restaurant/Fast Food Chain	51	31	15	4	-	-
Mobile food/Catering/Take-out/Food delivery	-	-	-	-	1	-
Coffee Shop/Cafeteria	1	-	1	-	-	-
Night Club/Drayang	9	1	5	2	-	-
Bar and cocktail lounge	5	3	2	-	1	-
Others(specify)	-	-	-	-	-	-
Samdrup Jongkhar						

Restaurant/Fast Food Chain	58	50	8	-	-	-
Mobile food/Catering/Take-out/Food delivery	-	-	-	-	-	-
Coffee Shop/Cafeteria	-	-	-	-	-	-
Night Club/Drayang	6	1	5	-	-	-
Bar and cocktail lounge	58	53	5	-	-	-
Others(specify)	-	-	-	-	-	-
Samtse						
Restaurant/Fast Food Chain	86	74	11	1	-	-
Mobile food/Catering/Take-out/Food delivery	-	-	-	-	-	-
Coffee Shop/Cafeteria	1	1	-	-	-	-
Night Club/Drayang	3	2	1	-	-	-
Bar and cocktail lounge	110	105	4	1	-	-
Others(specify)	-	-	-	-	-	-
Sarpang						
Restaurant/Fast Food Chain	61	47	14	-	-	-
Mobile food/Catering/Take-out/Food delivery	-	-	-	-	-	-
Coffee Shop/Cafeteria	-	-	-	-	-	-
Night Club/Drayang	9	2	4	3	-	-
Bar and cocktail lounge	124	117	5	2	-	-
Others(specify)	-	-	-	-	-	-
Thimphu						
Restaurant/Fast Food Chain	332	205	106	17	-	-
Mobile food/Catering/Take-out/Food delivery	10	9	1	4	-	-
Coffee Shop/Cafeteria	8	2	5	1	-	-
Night Club/Drayang	24	2	15	7	-	-
Bar and cocktail lounge	41	33	7	1	-	-
Others(specify)	3	3	-	-	-	-
Trashigang						
Restaurant/Fast Food Chain	71	43	23	4	-	-
Mobile food/Catering/Take-out/Food delivery	-	-	-	-	1	-
Coffee Shop/Cafeteria	-	-	-	-	-	-

Night Club/Drayang	-	-	-	-	-	-	-	-	-
Bar and cocktail lounge	11	11	-	-	-	-	-	-	-
Others(specify)	-	-	-	-	-	-	-	-	-
Trashhi Yangtse	-	-	-	-	-	-	-	-	-
Restaurant/Fast Food Chain	29	17	12	-	-	-	-	-	-
Mobile food/Catering/Take-out/Food delivery	1	-	1	-	-	-	-	-	-
Coffee Shop/Cafeteria	-	-	-	-	-	-	-	-	-
Night Club/Drayang	3	-	3	-	-	-	-	-	-
Bar and cocktail lounge	5	3	2	-	-	-	-	-	-
Others(specify)	-	-	-	-	-	-	-	-	-
Trongsa									
Restaurant/Fast Food Chain	38	26	11	-	-	-	-	-	-
Mobile food/Catering/Take-out/Food delivery	-	-	-	-	-	-	-	1	-
Coffee Shop/Cafeteria	-	-	-	-	-	-	-	-	-
Night Club/Drayang	3	2	1	-	-	-	-	-	-
Bar and cocktail lounge	8	8	-	-	-	-	-	-	-
Others(specify)	-	-	-	-	-	-	-	-	-
Tsirang									
Restaurant/Fast Food Chain	29	19	10	-	-	-	-	-	-
Mobile food/Catering/Take-out/Food delivery	-	-	-	-	-	-	-	-	-
Coffee Shop/Cafeteria	-	-	-	-	-	-	-	-	-
Night Club/Drayang	1	-	-	1	-	-	-	-	-
Bar and cocktail lounge	9	7	2	-	-	-	-	-	-
Others(specify)	-	-	-	-	-	-	-	-	-
Wangdi Phodrang									
Restaurant/Fast Food Chain	71	45	25	-	-	-	-	-	-
Mobile food/Catering/Take-out/Food delivery	-	-	-	-	-	-	-	1	-
Coffee Shop/Cafeteria	-	-	-	-	-	-	-	-	-
Night Club/Drayang	-	-	-	-	-	-	-	-	-
Bar and cocktail lounge	25	24	1	-	-	-	-	-	-
Others(specify)	-	-	-	-	-	-	-	-	-

Zhemgang										
Restaurant/Fast Food Chain		35	28	6	1	-	-	-	-	-
Mobile food/Catering/Take-out/Food delivery		-	-	-	-	-	-	-	-	-
Coffee Shop/Cafeteria		-	-	-	-	-	-	-	-	-
Night Club/Drayang		-	-	-	-	-	-	-	-	-
Bar and cocktail lounge		34	31	3	-	-	-	-	-	-
Others(specify)		2,248	1,590	562	80	14	14	2	2	2

Table 3.8: Number of Establishments, Seats available by Type by Dzongkhag

Dzongkhag	Activities	Nos.	Seating Capacity
Bumthang	Restaurant/Fast Food Chain	41	639
	Mobile food/Catering/Take-out/Food delivery	-	-
	Coffee Shop/Cafeteria	-	-
	Night Club/Drayang	11	380
	Bar and cocktail lounge	-	-
	Others(specify)	-	-
Chukha	Restaurant/Fast Food Chain	225	4,119
	Mobile food/Catering/Take-out/Food delivery	5	51
	Coffee Shop/Cafeteria	4	126
	Night Club/Drayang	19	737
	Bar and cocktail lounge	129	1,445
	Others(specify)	1	300
Dagana	Restaurant/Fast Food Chain	29	449
	Mobile food/Catering/Take-out/Food delivery	1	15
	Coffee Shop/Cafeteria	-	-
	Night Club/Drayang	2	60
	Bar and cocktail lounge	27	267
	Others(specify)	-	-
Gasa	Restaurant/Fast Food Chain	9	132
	Mobile food/Catering/Take-out/Food delivery	-	-
	Coffee Shop/Cafeteria	-	-
	Night Club/Drayang	-	-
	Bar and cocktail lounge	3	34
	Others(specify)	-	-
Haa	Restaurant/Fast Food Chain	22	385
	Mobile food/Catering/Take-out/Food delivery	-	-
	Coffee Shop/Cafeteria	-	-
	Night Club/Drayang	2	41
	Bar and cocktail lounge	10	164
	Others(specify)	1	220
Lhuntse	Restaurant/Fast Food Chain	7	151
	Mobile food/Catering/Take-out/Food delivery	1	19
	Coffee Shop/Cafeteria	-	-
	Night Club/Drayang	1	20
	Bar and cocktail lounge	8	76
	Others(specify)	-	-
Mongar	Restaurant/Fast Food Chain	43	859
	Mobile food/Catering/Take-out/Food delivery	1	50
	Coffee Shop/Cafeteria	1	22
	Night Club/Drayang	4	125

	Bar and cocktail lounge	20	219
	Others(specify)	-	-
Paro	Restaurant/Fast Food Chain	117	2,347
	Mobile food/Catering/Take-out/Food delivery	1	25
	Coffee Shop/Cafeteria	2	50
	Night Club/Drayang	13	514
	Bar and cocktail lounge	37	662
	Others(specify)	-	-
Pema Gatshel	Restaurant/Fast Food Chain	29	486
	Mobile food/Catering/Take-out/Food delivery	-	-
	Coffee Shop/Cafeteria	-	-
	Night Club/Drayang	-	-
	Bar and cocktail lounge	49	489
	Others(specify)	-	-
Punakha	Restaurant/Fast Food Chain	51	1,243
	Mobile food/Catering/Take-out/Food delivery	-	-
	Coffee Shop/Cafeteria	1	30
	Night Club/Drayang	9	401
	Bar and cocktail lounge	5	111
	Others(specify)	-	-
Samdrup Jongkhar	Restaurant/Fast Food Chain	58	812
	Mobile food/Catering/Take-out/Food delivery	-	-
	Coffee Shop/Cafeteria	-	-
	Night Club/Drayang	6	145
	Bar and cocktail lounge	58	605
	Others(specify)	-	-
Samtse	Restaurant/Fast Food Chain	86	1,108
	Mobile food/Catering/Take-out/Food delivery	-	-
	Coffee Shop/Cafeteria	1	8
	Night Club/Drayang	3	53
	Bar and cocktail lounge	110	1,200
	Others(specify)	-	-
Sarpang	Restaurant/Fast Food Chain	61	780
	Mobile food/Catering/Take-out/Food delivery	-	-
	Coffee Shop/Cafeteria	-	-
	Night Club/Drayang	9	302
	Bar and cocktail lounge	124	1,272
	Others(specify)	-	-
Thimphu	Restaurant/Fast Food Chain	332	6,554
	Mobile food/Catering/Take-out/Food delivery	10	38
	Coffee Shop/Cafeteria	8	235
	Night Club/Drayang	24	961
	Bar and cocktail lounge	41	546

	Others(specify)	3	27
Trashigang	Restaurant/Fast Food Chain	71	1,493
	Mobile food/Catering/Take-out/Food delivery	-	-
	Coffee Shop/Cafeteria	-	-
	Night Club/Drayang	-	-
	Bar and cocktail lounge	11	83
	Others(specify)	-	-
Trashhi Yangtse	Restaurant/Fast Food Chain	29	511
	Mobile food/Catering/Take-out/Food delivery	1	40
	Coffee Shop/Cafeteria	-	-
	Night Club/Drayang	3	105
	Bar and cocktail lounge	5	87
	Others(specify)	-	-
Trongsa	Restaurant/Fast Food Chain	38	732
	Mobile food/Catering/Take-out/Food delivery	-	-
	Coffee Shop/Cafeteria	-	-
	Night Club/Drayang	3	54
	Bar and cocktail lounge	8	73
	Others(specify)	-	-
Tsirang	Restaurant/Fast Food Chain	29	484
	Mobile food/Catering/Take-out/Food delivery	-	-
	Coffee Shop/Cafeteria	-	-
	Night Club/Drayang	1	50
	Bar and cocktail lounge	9	123
	Others(specify)	-	-
Wangdi Phodrang	Restaurant/Fast Food Chain	71	1,265
	Mobile food/Catering/Take-out/Food delivery	-	-
	Coffee Shop/Cafeteria	-	-
	Night Club/Drayang	-	-
	Bar and cocktail lounge	25	212
	Others(specify)	-	-
Zhemgang	Restaurant/Fast Food Chain	35	504
	Mobile food/Catering/Take-out/Food delivery	-	-
	Coffee Shop/Cafeteria	-	-
	Night Club/Drayang	-	-
	Bar and cocktail lounge	34	338
	Others(specify)	-	-
	Total	2,248	38,264

Table 3.9: Number of Establishments and Available Facilities by Dzongkhags

Tourism Characteristic Industry (Main activity)	Number of Establishments	Facilities																			
		Restroom	Online reservation	Transportation	Parking	e-pay	Recreation	Stores	WiFi	Fax	Others										
Bumthang																					
Restaurant/Fast Food Chain	41	29	1	-	5	-	-	1	1	-	2	-	-	-	-	-	-	-	-	-	2
Mobile food/Catering/Take-out/Food delivery	-	-	-	-	-	-	-	-	-	-	-	-	-	-	-	-	-	-	-	-	-
Coffee Shop/Cafeteria	-	-	-	-	-	-	-	-	-	-	-	-	-	-	-	-	-	-	-	-	-
Night Club/Drayang	11	11	-	-	2	-	-	-	-	-	-	-	-	-	-	-	-	-	-	-	-
Bar and cocktail lounge	-	-	-	-	-	-	-	-	-	-	-	-	-	-	-	-	-	-	-	-	-
Others(specify)	-	-	-	-	-	-	-	-	-	-	-	-	-	-	-	-	-	-	-	-	-
Chukha																					
Restaurant/Fast Food Chain	225	189	4	4	80	22	-	-	8	-	1	-	-	-	-	-	-	-	-	-	1
Mobile food/Catering/Take-out/Food delivery	5	5	-	-	-	-	-	-	-	-	-	-	-	-	-	-	-	-	-	-	-
Coffee Shop/Cafeteria	4	2	1	-	1	1	-	-	-	-	-	-	-	-	-	-	-	-	-	-	-
Night Club/Drayang	19	19	-	-	9	6	3	-	5	-	1	-	-	-	-	-	-	-	-	-	1
Bar and cocktail lounge	129	92	1	-	25	38	1	-	1	-	2	-	-	-	-	-	-	-	-	-	2
Others(specify)	1	1	-	-	1	1	-	-	-	-	-	-	-	-	-	-	-	-	-	-	-
Dagana																					
Restaurant/Fast Food Chain	29	29	-	-	12	-	-	-	-	-	-	-	-	-	-	-	-	-	-	-	-
Mobile food/Catering/Take-out/Food delivery	1	1	-	-	-	-	-	-	-	-	-	-	-	-	-	-	-	-	-	-	-
Coffee Shop/Cafeteria	-	-	-	-	-	-	-	-	-	-	-	-	-	-	-	-	-	-	-	-	-
Night Club/Drayang	2	2	-	-	1	-	-	-	1	-	-	-	-	-	-	-	-	-	-	-	-
Bar and cocktail lounge	27	22	-	-	12	-	-	-	1	-	1	-	-	-	-	-	-	-	-	-	-

Others(specify)	-	-	-	-	-	-	-	-	-	-	-	-	-	-	-	-	-	-	-
Gasa																			
Restaurant/Fast Food Chain	9	-	-	-	-	-	-	-	-	-	-	-	-	2	-	-	-	-	6
Mobile food/Catering/Take-out/Food delivery	-	-	-	-	-	-	-	-	-	-	-	-	-	-	-	-	-	-	-
Coffee Shop/Cafeteria	-	-	-	-	-	-	-	-	-	-	-	-	-	-	-	-	-	-	-
Night Club/Drayang	-	-	-	-	-	-	-	-	-	-	-	-	-	-	-	-	-	-	-
Bar and cocktail lounge	3	-	-	-	-	-	-	-	-	-	-	-	-	-	-	-	-	-	2
Others(specify)	-	-	-	-	-	-	-	-	-	-	-	-	-	-	-	-	-	-	-
Haa																			
Restaurant/Fast Food Chain	22	18	-	-	-	-	-	21	1	-	-	-	-	-	-	-	-	-	-
Mobile food/Catering/Take-out/Food delivery	-	-	-	-	-	-	-	-	-	-	-	-	-	-	-	-	-	-	-
Coffee Shop/Cafeteria	-	-	-	-	-	-	-	-	-	-	-	-	-	-	-	-	-	-	-
Night Club/Drayang	2	2	-	-	-	-	2	-	-	-	-	-	-	-	-	-	-	-	-
Bar and cocktail lounge	10	7	-	-	-	-	9	-	-	-	-	-	-	-	-	-	-	1	-
Others(specify)	1	1	-	-	-	-	1	-	-	-	-	-	-	-	-	-	-	-	-
Lhuntse																			
Restaurant/Fast Food Chain	7	6	-	-	-	-	4	4	4	-	-	-	-	-	-	-	-	2	-
Mobile food/Catering/Take-out/Food delivery	1	1	-	-	-	-	1	-	-	-	-	-	-	-	-	-	-	-	-
Coffee Shop/Cafeteria	-	-	-	-	-	-	-	-	-	-	-	-	-	-	-	-	-	-	-
Night Club/Drayang	1	1	-	-	-	-	1	1	1	-	-	-	-	-	-	-	-	-	-
Bar and cocktail lounge	8	7	-	-	-	-	4	4	4	-	-	-	-	3	1	-	-	-	-
Others(specify)	-	-	-	-	-	-	-	-	-	-	-	-	-	-	-	-	-	-	-
Mongar																			
Restaurant/Fast Food Chain	43	42	1	-	-	-	38	15	1	-	-	-	-	1	-	-	-	-	-

Mobile food/Catering/Take-out/Food delivery	1	1	-	1	1	1	1	1	-	-	-	-	-	-	-	-	-	-	-
Coffee Shop/Cafeteria	1	1	-	-	1	1	1	1	-	-	1	-	-	-	-	-	-	-	-
Night Club/Drayang	4	4	-	-	-	4	3	-	-	-	-	-	-	-	-	-	-	-	-
Bar and cocktail lounge	20	20	-	-	-	19	2	-	-	-	-	-	-	-	-	-	-	-	-
Others(specify)	-	-	-	-	-	-	-	-	-	-	-	-	-	-	-	-	-	-	-
Paro																			
Restaurant/Fast Food Chain	117	90	9	4	40	33	2	2	2	6	0	13							
Mobile food/Catering/Take-out/Food delivery	1	1	1	-	-	1	-	-	-	-	-	-	-	-	-	-	-	-	-
Coffee Shop/Cafeteria	2	2	-	-	-	-	-	-	-	1	1	-	-	-	-	-	-	-	-
Night Club/Drayang	13	12	-	-	8	4	3	-	-	2	-	-	-	-	-	-	-	-	-
Bar and cocktail lounge	37	22	-	-	13	17	2	-	-	-	-	2	-	-	-	-	-	-	-
Others(specify)	-	-	-	-	-	-	-	-	-	-	-	-	-	-	-	-	-	-	-
Pema Gatshel																			
Restaurant/Fast Food Chain	29	-	-	-	10	18	-	-	-	-	-	-	-	-	-	-	-	-	-
Mobile food/Catering/Take-out/Food delivery	-	-	-	-	-	-	-	-	-	-	-	-	-	-	-	-	-	-	-
Coffee Shop/Cafeteria	-	-	-	-	-	-	-	-	-	-	-	-	-	-	-	-	-	-	-
Night Club/Drayang	-	-	-	-	-	-	-	-	-	-	-	-	-	-	-	-	-	-	-
Bar and cocktail lounge	49	-	-	-	12	28	-	-	-	-	-	-	-	-	-	-	-	-	-
Others(specify)	-	-	-	-	-	-	-	-	-	-	-	-	-	-	-	-	-	-	-
Punakha																			
Restaurant/Fast Food Chain	51	-	-	-	-	-	-	-	-	2	-	7							
Mobile food/Catering/Take-out/Food delivery	-	-	-	-	-	-	-	-	-	-	-	-	-	-	-	-	-	-	-
Coffee Shop/Cafeteria	1	-	-	-	-	-	-	-	-	-	-	-	-	-	-	-	-	-	-
Night Club/Drayang	9	1	-	-	-	-	-	-	-	-	-	2	-	-	-	-	-	-	2

Bar and cocktail lounge	5	-	-	-	-	-	-	-	-	-	-	-	-	-	-	-	-	-	-
Others(specify)	-	-	-	-	-	-	-	-	-	-	-	-	-	-	-	-	-	-	-
Samdrup Jongkhar																			
Restaurant/Fast Food Chain	58	53	-	-	2	50	2	-	2	1	-	-	-	-	-	-	-	-	-
Mobile food/Catering/Take-out/Food delivery	-	-	-	-	-	-	-	-	-	-	-	-	-	-	-	-	-	-	-
Coffee Shop/Cafeteria	-	-	-	-	-	-	-	-	-	-	-	-	-	-	-	-	-	-	-
Night Club/Drayang	6	6	-	-	-	6	-	-	-	1	-	-	-	-	-	-	-	-	-
Bar and cocktail lounge	58	51	-	-	-	46	-	-	1	-	-	-	-	-	-	-	-	-	-
Others(specify)	-	-	-	-	-	-	-	-	-	-	-	-	-	-	-	-	-	-	-
Samtse																			
Restaurant/Fast Food Chain	86	82	-	-	1	82	-	-	-	-	-	-	-	-	-	-	-	-	-
Mobile food/Catering/Take-out/Food delivery	-	-	-	-	-	-	-	-	-	-	-	-	-	-	-	-	-	-	-
Coffee Shop/Cafeteria	1	1	-	-	-	1	-	-	-	-	-	-	-	-	-	-	-	-	-
Night Club/Drayang	3	3	-	-	-	3	-	-	-	-	-	-	-	-	-	-	-	-	-
Bar and cocktail lounge	110	106	-	-	-	105	-	-	-	-	-	-	-	-	-	-	-	-	-
Others(specify)	-	-	-	-	-	-	-	-	-	-	-	-	-	-	-	-	-	-	-
Sarpang																			
Restaurant/Fast Food Chain	61	-	-	-	-	-	-	-	-	-	-	-	-	-	-	-	-	-	2
Mobile food/Catering/Take-out/Food delivery	-	-	-	-	-	-	-	-	-	-	-	-	-	-	-	-	-	-	-
Coffee Shop/Cafeteria	-	-	-	-	-	-	-	-	-	-	-	-	-	-	-	-	-	-	-
Night Club/Drayang	9	1	-	-	-	-	-	-	-	-	-	-	-	-	-	-	-	-	1
Bar and cocktail lounge	124	-	-	-	-	-	-	-	-	-	-	-	-	-	-	-	-	-	2
Others(specify)	-	-	-	-	-	-	-	-	-	-	-	-	-	-	-	-	-	-	-
Thimphu																			
Restaurant/Fast Food Chain	332	144	9	9	8	36	204	-	4	15	-	-	-	-	-	-	-	-	10

Mobile food/Catering/Take-out/Food delivery	10	3	-	-	3	3	9	-	1	-	-	-
Coffee Shop/Cafeteria	8	4	1	-	1	2	1	-	-	3	-	-
Night Club/Drayang	24	19	-	-	-	6	16	1	-	1	-	1
Bar and cocktail lounge	41	16	-	-	-	3	27	-	-	-	-	1
Others(specify)	3	1	-	-	-	1	3	-	1	-	-	-
Trashigang												
Restaurant/Fast Food Chain	71	62	2	-	-	61	48	1	1	-	1	-
Mobile food/Catering/Take-out/Food delivery	-	-	-	-	-	-	-	-	-	-	-	-
Coffee Shop/Cafeteria	-	-	-	-	-	-	-	-	-	-	-	-
Night Club/Drayang	-	-	-	-	-	-	-	-	-	-	-	-
Bar and cocktail lounge	11	9	-	-	-	8	7	-	-	-	-	-
Others(specify)	-	-	-	-	-	-	-	-	-	-	-	-
Trashhi Yangtse												
Restaurant/Fast Food Chain	29	29	-	-	-	19	20	-	-	-	-	-
Mobile food/Catering/Take-out/Food delivery	1	1	-	-	-	1	1	-	1	-	-	-
Coffee Shop/Cafeteria	-	-	-	-	-	-	-	-	-	-	-	-
Night Club/Drayang	3	3	-	-	-	3	3	2	-	-	-	-
Bar and cocktail lounge	5	5	-	-	-	5	4	-	-	-	-	-
Others(specify)	-	-	-	-	-	-	-	-	-	-	-	-
Trongsa												
Restaurant/Fast Food Chain	38	35	-	-	-	7	-	-	1	-	-	-
Mobile food/Catering/Take-out/Food delivery	-	-	-	-	-	-	-	-	-	-	-	-
Coffee Shop/Cafeteria	-	-	-	-	-	-	-	-	-	-	-	-
Night Club/Drayang	3	3	-	-	-	-	-	-	-	-	-	-

Bar and cocktail lounge	8	8	-	-	-	-	1	-	-	-	-	-	-	-
Others(specify)	-	-	-	-	-	-	-	-	-	-	-	-	-	-
Tsirang														
Restaurant/Fast Food Chain	29	26	-	-	-	-	3	2	-	-	-	-	-	-
Mobile food/Catering/Take-out/Food delivery	-	-	-	-	-	-	-	-	-	-	-	-	-	-
Coffee Shop/Cafeteria	-	-	-	-	-	-	-	-	-	-	-	-	-	-
Night Club/Drayang	1	1	-	-	-	-	-	-	-	-	-	-	-	-
Bar and cocktail lounge	9	6	-	-	-	-	-	-	-	-	-	1	-	-
Others(specify)	-	-	-	-	-	-	-	-	-	-	-	-	-	-
Wangdi Phodrang														
Restaurant/Fast Food Chain	71	70	1	2	63	23	4	1	-	-	-	-	-	-
Mobile food/Catering/Take-out/Food delivery	-	-	-	-	-	-	-	-	-	-	-	-	-	-
Coffee Shop/Cafeteria	-	-	-	-	-	-	-	-	-	-	-	-	-	-
Night Club/Drayang	-	-	-	-	-	-	-	-	-	-	-	-	-	-
Bar and cocktail lounge	25	23	-	-	19	14	-	-	-	-	-	-	-	-
Others(specify)	-	-	-	-	-	-	-	-	-	-	-	-	-	-
Zhemgang														
Restaurant/Fast Food Chain	35	-	-	-	4	27	-	1	-	-	-	-	-	1
Mobile food/Catering/Take-out/Food delivery	-	-	-	-	-	-	-	-	-	-	-	-	-	-
Coffee Shop/Cafeteria	-	-	-	-	-	-	-	-	-	-	-	-	-	-
Night Club/Drayang	-	-	-	-	-	-	-	-	-	-	-	-	-	-
Bar and cocktail lounge	34	-	-	-	1	27	-	1	-	-	1	-	-	-
Others(specify)	-	-	-	-	-	-	-	-	-	-	-	-	-	-

Table 3.10: Number of Establishments and Services by Dzongkhags

Activity / Dzongkhag	Number of Establishments	Services list			
		Valet Parking	Transport	Recreational	Others
Bumthang					
Restaurant/Fast Food Chain	41	-	-	-	-
Mobile food/Catering/Take-out/Food delivery	-	-	-	-	-
Coffee Shop/Cafeteria	-	-	-	-	-
Night Club/Drayang	11	-	-	1	-
Bar and cocktail lounge	-	-	-	-	-
Others(specify)	-	-	-	-	-
Chukha					
Restaurant/Fast Food Chain	225	6	-	-	1
Mobile food/Catering/Take-out/Food delivery	5	-	-	-	-
Coffee Shop/Cafeteria	4	-	-	-	-
Night Club/Drayang	19	-	-	2	-
Bar and cocktail lounge	129	-	-	-	3
Others(specify)	1	-	-	-	-
Dagana					
Restaurant/Fast Food Chain	29	-	1	-	1
Mobile food/Catering/Take-out/Food delivery	1	-	-	-	-
Coffee Shop/Cafeteria	-	-	-	-	-
Night Club/Drayang	2	-	-	-	-
Bar and cocktail lounge	27	-	-	1	1
Others(specify)	-	-	-	-	-
Gasa					
Restaurant/Fast Food Chain	9	-	-	-	-
Mobile food/Catering/Take-out/Food delivery	-	-	-	-	-
Coffee Shop/Cafeteria	-	-	-	-	-

Night Club/Drayang	-	-	-	-	-	-	-
Bar and cocktail lounge	3	-	-	-	-	-	-
Others(specify)	-	-	-	-	-	-	-
Haa							
Restaurant/Fast Food Chain	22	-	-	-	-	-	-
Mobile food/Catering/Take-out/Food delivery	-	-	-	-	-	-	-
Coffee Shop/Cafeteria	-	-	-	-	-	-	-
Night Club/Drayang	2	-	-	-	-	1	-
Bar and cocktail lounge	10	-	-	-	-	-	-
Others(specify)	1	-	-	-	-	-	-
Lhuntse							
Restaurant/Fast Food Chain	7	-	-	1	-	-	2
Mobile food/Catering/Take-out/Food delivery	1	-	-	-	-	-	-
Coffee Shop/Cafeteria	-	-	-	-	-	-	-
Night Club/Drayang	1	-	-	-	-	-	1
Bar and cocktail lounge	8	-	-	-	-	-	3
Others(specify)	-	-	-	-	-	-	-
Mongar							
Restaurant/Fast Food Chain	43	-	-	-	-	2	7
Mobile food/Catering/Take-out/Food delivery	1	-	-	1	-	-	-
Coffee Shop/Cafeteria	1	-	-	-	-	-	-
Night Club/Drayang	4	-	-	-	-	-	3
Bar and cocktail lounge	20	-	-	-	-	-	3
Others(specify)	-	-	-	-	-	-	-
Paro							
Restaurant/Fast Food Chain	117	6	4	4	2	2	2
Mobile food/Catering/Take-out/Food delivery	1	-	1	1	-	-	-
Coffee Shop/Cafeteria	2	-	-	-	-	-	-
Night Club/Drayang	13	3	-	-	4	-	-
Bar and cocktail lounge	37	1	-	-	-	-	1
Others(specify)	-	-	-	-	-	-	-

Pema Gatshel							
Restaurant/Fast Food Chain		29	-	-	-	-	-
Mobile food/Catering/Take-out/Food delivery		-	-	-	-	-	-
Coffee Shop/Cafeteria		-	-	-	-	-	-
Night Club/Drayang		-	-	-	-	-	-
Bar and cocktail lounge		49	-	-	-	-	-
Others(specify)		-	-	-	-	-	-
Punakha							
Restaurant/Fast Food Chain		51	-	-	-	-	-
Mobile food/Catering/Take-out/Food delivery		-	-	-	-	-	-
Coffee Shop/Cafeteria		1	-	-	-	-	-
Night Club/Drayang		9	-	-	-	-	-
Bar and cocktail lounge		5	-	-	-	-	-
Others(specify)		-	-	-	-	-	-
Samdrup Jongkhar							
Restaurant/Fast Food Chain		58	-	-	-	-	-
Mobile food/Catering/Take-out/Food delivery		-	-	-	-	-	-
Coffee Shop/Cafeteria		-	-	-	-	-	-
Night Club/Drayang		6	-	-	-	-	-
Bar and cocktail lounge		58	-	-	-	-	-
Others(specify)		-	-	-	-	-	-
Samtse							
Restaurant/Fast Food Chain		86	-	-	-	-	-
Mobile food/Catering/Take-out/Food delivery		-	-	-	-	-	-
Coffee Shop/Cafeteria		1	-	-	-	-	-
Night Club/Drayang		3	-	-	-	-	-
Bar and cocktail lounge		110	-	-	-	-	1
Others(specify)		-	-	-	-	-	-
Sarpang							
Restaurant/Fast Food Chain		61	-	-	-	-	-
Mobile food/Catering/Take-out/Food delivery		-	-	-	-	-	-

Coffee Shop/Cafeteria	-	-	-	-	-	-	-	-
Night Club/Drayang	9	-	-	-	-	-	-	-
Bar and cocktail lounge	124	-	-	-	-	-	-	-
Others(specify)	-	-	-	-	-	-	-	-
Thimphu								
Restaurant/Fast Food Chain	332	13	8	4	16	-	-	-
Mobile food/Catering/Take-out/Food delivery	10	-	-	-	-	-	-	-
Coffee Shop/Cafeteria	8	-	-	-	-	-	-	-
Night Club/Drayang	24	-	-	1	1	-	-	-
Bar and cocktail lounge	41	-	-	-	2	-	-	-
Others(specify)	3	-	-	-	-	-	-	-
Trashigang								
Restaurant/Fast Food Chain	71	-	-	-	-	-	-	-
Mobile food/Catering/Take-out/Food delivery	-	-	-	-	-	-	-	-
Coffee Shop/Cafeteria	-	-	-	-	-	-	-	-
Night Club/Drayang	-	-	-	-	-	-	-	-
Bar and cocktail lounge	11	-	-	-	-	-	-	-
Others(specify)	-	-	-	-	-	-	-	-
Trashy Yangtse								
Restaurant/Fast Food Chain	29	-	-	-	-	-	-	-
Mobile food/Catering/Take-out/Food delivery	1	-	-	-	-	-	-	-
Coffee Shop/Cafeteria	-	-	-	-	-	-	-	-
Night Club/Drayang	3	-	-	-	-	-	-	-
Bar and cocktail lounge	5	-	-	-	-	-	-	-
Others(specify)	-	-	-	-	-	-	-	-
Trongsa								
Restaurant/Fast Food Chain	38	-	-	-	-	-	-	-
Mobile food/Catering/Take-out/Food delivery	-	-	-	-	-	-	-	-
Coffee Shop/Cafeteria	-	-	-	-	-	-	-	-
Night Club/Drayang	3	-	-	-	-	-	-	-
Bar and cocktail lounge	8	-	-	-	-	-	-	-

Others(specify)	-	-	-	-	-
Tsirang					
Restaurant/Fast Food Chain	29	-	-	-	-
Mobile food/Catering/Take-out/Food delivery	-	-	-	-	-
Coffee Shop/Cafeteria	-	-	-	-	-
Night Club/Drayang	1	-	-	-	-
Bar and cocktail lounge	9	-	-	-	-
Others(specify)	-	-	-	-	-
Wangdi Phodrang					
Restaurant/Fast Food Chain	71	4	1	-	1
Mobile food/Catering/Take-out/Food delivery	-	-	-	-	-
Coffee Shop/Cafeteria	-	-	-	-	-
Night Club/Drayang	-	-	-	-	-
Bar and cocktail lounge	25	1	-	-	-
Others(specify)	-	-	-	-	-
Zhemgang					
Restaurant/Fast Food Chain	35	-	-	-	1
Mobile food/Catering/Take-out/Food delivery	-	-	-	-	-
Coffee Shop/Cafeteria	-	-	-	-	-
Night Club/Drayang	-	-	-	-	-
Bar and cocktail lounge	34	-	-	-	-

Table 3.11: Number of Establishments, Total Revenue and Revenue Generated from Tourists by Dzongkhags

Dzongkhag	Activities	Nos.	Revenue (in Nu. million)	
			Total	Generated from tourist
Bumthang	Restaurant/Fast Food Chain	41	26.692	4.776
	Mobile food/Catering/Take-out/Food delivery	-	-	-
	Coffee Shop/Cafeteria	-	-	-
	Night Club/Drayang	11	18.228	2.015

	Bar and cocktail lounge		-	-	-	-
	Others(specify)		-	-	-	-
	Restaurant/Fast Food Chain		225	624.897	355.282	
	Mobile food/Catering/Take-out/Food delivery		5	1.815	0.128	
	Coffee Shop/Cafeteria		4	6.516	5.468	
Chukha	Night Club/Drayang		19	131.749	36.479	
	Bar and cocktail lounge		129	169.148	26.106	
	Others(specify)		1	1.200	-	
	Restaurant/Fast Food Chain		29	36.010	6.308	
	Mobile food/Catering/Take-out/Food delivery		1	1.321	0.066	
	Coffee Shop/Cafeteria		-	-	-	
Dagana	Night Club/Drayang		2	2.250	0.074	
	Bar and cocktail lounge		27	26.596	1.324	
	Others(specify)		-	-	-	
	Restaurant/Fast Food Chain		9	13.469	7.088	
	Mobile food/Catering/Take-out/Food delivery		-	-	-	
	Coffee Shop/Cafeteria		-	-	-	
Gasa	Night Club/Drayang		-	-	-	
	Bar and cocktail lounge		3	2.195	0.329	
	Others(specify)		-	-	-	
	Restaurant/Fast Food Chain		22	47.201	11.318	
	Mobile food/Catering/Take-out/Food delivery		-	-	-	
	Coffee Shop/Cafeteria		-	-	-	
Haa	Night Club/Drayang		2	10.320	1.584	
	Bar and cocktail lounge		10	14.783	2.537	
	Others(specify)		1	0.200	-	
	Restaurant/Fast Food Chain		7	7.739	1.287	
	Mobile food/Catering/Take-out/Food delivery		1	4.964	1.737	
	Coffee Shop/Cafeteria		-	-	-	
Lhuntse	Night Club/Drayang		1	9.125	0.913	
	Bar and cocktail lounge		8	4.354	0.276	

	Others(specify)	-	-	-	-
Mongar	Restaurant/Fast Food Chain	43	26.999		4.956
	Mobile food/Catering/Take-out/Food delivery	1	5.515		1.655
	Coffee Shop/Cafeteria	1	2.200		0.660
	Night Club/Drayang	4	1.610		0.219
	Bar and cocktail lounge	20	8.721		0.945
	Others(specify)	-	-		-
	Restaurant/Fast Food Chain	117	256.775		134.736
Paro	Mobile food/Catering/Take-out/Food delivery	1	18.000		1.800
	Coffee Shop/Cafeteria	2	3.400		2.680
	Night Club/Drayang	13	36.968		12.078
	Bar and cocktail lounge	37	83.039		23.692
	Others(specify)	-	-		-
	Restaurant/Fast Food Chain	29	38.586		14.047
	Mobile food/Catering/Take-out/Food delivery	-	-		-
Pema Gatshel	Coffee Shop/Cafeteria	-	-		-
	Night Club/Drayang	-	-		-
	Bar and cocktail lounge	49	40.204		13.388
	Others(specify)	-	-		-
	Restaurant/Fast Food Chain	51	88.079		49.457
	Mobile food/Catering/Take-out/Food delivery	-	-		-
	Coffee Shop/Cafeteria	1	0.950		0.855
Punakha	Night Club/Drayang	9	38.775		11.397
	Bar and cocktail lounge	5	12.671		2.212
	Others(specify)	-	-		-
	Restaurant/Fast Food Chain	58	98.616		30.834
	Mobile food/Catering/Take-out/Food delivery	-	-		-
	Coffee Shop/Cafeteria	-	-		-
	Night Club/Drayang	6	15.524		7.917
Samdrup Jongkhar	Bar and cocktail lounge	58	74.891		9.931
	Others(specify)	-	-		-

	Restaurant/Fast Food Chain	86	84,383	0.854
Samtse	Mobile food/Catering/Take-out/Food delivery	-	-	-
	Coffee Shop/Cafeteria	1	1,080	-
	Night Club/Drayang	3	2,215	-
	Bar and cocktail lounge	110	114,343	1.259
	Others(specify)	-	-	-
	Restaurant/Fast Food Chain	61	70,516	16,705
Sarpang	Mobile food/Catering/Take-out/Food delivery	-	-	-
	Coffee Shop/Cafeteria	-	-	-
	Night Club/Drayang	9	24,938	9,838
	Bar and cocktail lounge	124	150,547	25,939
	Others(specify)	-	-	-
	Restaurant/Fast Food Chain	332	543,865	144,581
Thimphu	Mobile food/Catering/Take-out/Food delivery	10	30,765	-
	Coffee Shop/Cafeteria	8	23,692	17,479
	Night Club/Drayang	24	208,752	62,951
	Bar and cocktail lounge	41	46,016	2,268
	Others(specify)	3	5,372	4,210
	Restaurant/Fast Food Chain	71	124,905	25,691
Trashigang	Mobile food/Catering/Take-out/Food delivery	-	-	-
	Coffee Shop/Cafeteria	-	-	-
	Night Club/Drayang	-	-	-
	Bar and cocktail lounge	11	10,949	1,638
	Others(specify)	-	-	-
	Restaurant/Fast Food Chain	29	27,655	2,141
Trashi Yangtse	Mobile food/Catering/Take-out/Food delivery	1	1,800	0,450
	Coffee Shop/Cafeteria	-	-	-
	Night Club/Drayang	3	2,040	0,085
	Bar and cocktail lounge	5	4,923	0,612
	Others(specify)	-	-	-
	Restaurant/Fast Food Chain	38	61,178	22,859

Trongsa	Mobile food/Catering/Take-out/Food delivery	-	-	-	-
	Coffee Shop/Cafeteria	-	-	-	-
	Night Club/Drayang	3	5,140	0.964	0.964
	Bar and cocktail lounge	8	4,705	0.479	0.479
	Others(specify)	-	-	-	-
Tsirang	Restaurant/Fast Food Chain	29	40,465	14,304	14,304
	Mobile food/Catering/Take-out/Food delivery	-	-	-	-
	Coffee Shop/Cafeteria	-	-	-	-
	Night Club/Drayang	1	1,095	0.986	0.986
	Bar and cocktail lounge	9	9,398	0.953	0.953
Wangdi Phodrang	Others(specify)	-	-	-	-
	Restaurant/Fast Food Chain	71	122,590	59,061	59,061
	Mobile food/Catering/Take-out/Food delivery	-	-	-	-
	Coffee Shop/Cafeteria	-	-	-	-
	Night Club/Drayang	-	-	-	-
Zhemgang	Bar and cocktail lounge	25	22,076	2,895	2,895
	Others(specify)	-	-	-	-
	Restaurant/Fast Food Chain	35	34,223	14,836	14,836
	Mobile food/Catering/Take-out/Food delivery	-	-	-	-
	Coffee Shop/Cafeteria	-	-	-	-
Total	Night Club/Drayang	-	-	-	-
	Bar and cocktail lounge	34	19,400	3,386	3,386
	Others(specify)	-	-	-	-
	Total	2,248	3,811,315	1,225,977	1,225,977

Table 3.12: Average Years of Operations by Dzongkhag

Dzongkhag	Restaurant/Fast Food Chain	Mobile food/Catering/ Take-out/ Food delivery	Coffee Shop/Cafeteria	Night Club/ Drayang	Bar and cocktail lounge	Others
Bumthang	6			2		
Chukha	8	4	8	3	12	6
Dagana	11	2		2	17	
Gasa	9				20	
Haa	4			3	13	2
Lhuntse	10	18		1	12	
Mongar	9	5	10	3	14	
Paro	6	7	5	3	9	
Pema Gatshel	7				13	
Punakha	8		6	4	16	
Samdrup Jongkhar	7			2	12	
Samtse	6		3	3	11	
Sarpang	8			2	12	
Thimphu	5	6	7	6	11	5
Trashigang	9				22	
Trashi Yangtse	9	10		3	18	
Trongsa	10			4	14	
Tsirang	9			2	21	
Wangdi Phodrang	8				16	
Zhemgang	7				13	
Total	7	6	7	3	12	5

4. Transport, Tour Operator / Travel Agencies and Reservation Services

Table 4.1: Number of Establishments and secondary activities operated by Dzongkhag

Tourism Characteristic Industry (Main activity)	Number of establishments	Secondary Activities						
		Travel agency	Booking/Ticketing	Rent Business space	Rent transport	Sports/ Recreation	Others	
Bumthang	118	-	1	-	-	-	-	
Tour Operator/Travel Agency	1	-	1	-	-	-	-	
Booking/Ticketing services		-	-	-	-	-	-	
Land transport (Taxi)	116	-	-	-	-	-	-	
Land transport (Scheduled/ Non-scheduled bus)	1	-	-	-	-	-	-	
Car rental	-	-	-	-	-	-	-	
Air transport	-	-	-	-	-	-	-	
Chukha	192	-	7	-	3	-	-	
Tour Operator/Travel Agency	32	-	7	-	3	-	-	
Booking/Ticketing services	6	-	-	-	-	-	-	
Land transport (Taxi)	153	-	-	-	-	-	-	
Land transport (Scheduled/Non-scheduled bus)	1	-	-	-	-	-	-	
Car rental	-	-	-	-	-	-	-	
Air transport	-	-	-	-	-	-	-	
Dagana	28	-	-	-	-	-	-	
Tour Operator/Travel Agency	-	-	-	-	-	-	-	

Booking/Ticketing services	-	-	-	-	-	-	-	-	-	-	-	-	-
Land transport (Taxi)	26	-	-	-	-	-	-	-	-	-	-	-	-
Land transport (Scheduled/Non-scheduled bus)	2	-	-	-	-	-	-	-	-	-	-	-	-
Car rental	-	-	-	-	-	-	-	-	-	-	-	-	-
Air transport	-	-	-	-	-	-	-	-	-	-	-	-	-
Haa	24	0	0	0	0	0	0	0	0	0	0	0	0
Tour Operator/Travel Agency	2	-	-	-	-	-	-	-	-	-	-	-	-
Booking/Ticketing services	-	-	-	-	-	-	-	-	-	-	-	-	-
Land transport (Taxi)	21	-	-	-	-	-	-	-	-	-	-	-	-
Land transport (Scheduled/Non-scheduled bus)	1	-	-	-	-	-	-	-	-	-	-	-	-
Car rental	-	-	-	-	-	-	-	-	-	-	-	-	-
Air transport	-	-	-	-	-	-	-	-	-	-	-	-	-
Lhuentse	7	0	0	0	0	0	0	1	0	0	0	1	1
Tour Operator/Travel Agency	-	-	-	-	-	-	-	-	-	-	-	-	-
Booking/Ticketing services	-	-	-	-	-	-	-	-	-	-	-	-	-
Land transport (Taxi)	4	-	-	-	-	-	-	1	-	-	-	-	-
Land transport (Scheduled/Non-scheduled bus)	2	-	-	-	-	-	-	-	-	-	-	-	-
Car rental	1	-	-	-	-	-	-	-	-	-	-	-	1
Air transport	-	-	-	-	-	-	-	-	-	-	-	-	-
Mongar	55	-	-	-	-	-	-	-	-	-	-	-	-
Tour Operator/Travel Agency	-	-	-	-	-	-	-	-	-	-	-	-	-

Booking/Ticketing services	-	-	-	-	-	-	-	-	-	-	-	-
Land transport (Taxi)	54	-	-	-	-	-	-	-	-	-	-	-
Land transport (Scheduled/Non-scheduled bus)	1	-	-	-	-	-	-	-	-	-	-	-
Car rental	-	-	-	-	-	-	-	-	-	-	-	-
Air transport	-	-	-	-	-	-	-	-	-	-	-	-
Paro	160	1	11	1	1	3	1	3	1	1	0	0
Tour Operator/Travel Agency	35	-	11	1	1	3	1	3	1	1	-	-
Booking/Ticketing services	3	-	-	-	-	-	-	-	-	-	-	-
Land transport (Taxi)	119	-	-	-	-	-	-	-	-	-	-	-
Land transport (Scheduled/Non-scheduled bus)	1	-	-	-	-	-	-	-	-	-	-	-
Car rental	-	-	-	-	-	-	-	-	-	-	-	-
Air transport	2	1	-	-	-	-	-	-	-	-	-	-
Pemagatshel	15	0	-	-	-	-	-	-	-	-	-	-
Tour Operator/Travel Agency	-	-	-	-	-	-	-	-	-	-	-	-
Booking/Ticketing services	-	-	-	-	-	-	-	-	-	-	-	-
Land transport (Taxi)	15	-	-	-	-	-	-	-	-	-	-	-
Land transport (Scheduled/Non-scheduled bus)	-	-	-	-	-	-	-	-	-	-	-	-
Car rental	-	-	-	-	-	-	-	-	-	-	-	-
Air transport	-	-	-	-	-	-	-	-	-	-	-	-
Punakha	53	-	-	-	-	-	-	-	-	-	-	-
Tour Operator/Travel Agency	-	-	-	-	-	-	-	-	-	-	-	-

Booking/Ticketing services	-	-	-	-	-	-	-	-	-	-	-	-
Land transport (Taxi)	52	-	-	-	-	-	-	-	-	-	-	-
Land transport (Scheduled/Non-scheduled bus)	-	-	-	-	-	-	-	-	-	-	-	-
Car rental	1	-	-	-	-	-	-	-	-	-	-	-
Air transport	-	-	-	-	-	-	-	-	-	-	-	-
Samdrup Jongkhar	17	-	-	-	-	-	-	-	-	-	-	1
Tour Operator/Travel Agency	-	-	-	-	-	-	-	-	-	-	-	-
Booking/Ticketing services	-	-	-	-	-	-	-	-	-	-	-	-
Land transport (Taxi)	15	-	-	-	-	-	-	-	-	-	-	-
Land transport (Scheduled/Non-scheduled bus)	1	-	-	-	-	-	-	-	-	-	-	1
Car rental	1	-	-	-	-	-	-	-	-	-	-	-
Air transport	-	-	-	-	-	-	-	-	-	-	-	-
Samtse	127	-	-	-	-	-	-	-	-	-	-	-
Tour Operator/Travel Agency	-	-	-	-	-	-	-	-	-	-	-	-
Booking/Ticketing services	-	-	-	-	-	-	-	-	-	-	-	-
Land transport (Taxi)	127	-	-	-	-	-	-	-	-	-	-	-
Land transport (Scheduled/Non-scheduled bus)	-	-	-	-	-	-	-	-	-	-	-	-
Car rental	-	-	-	-	-	-	-	-	-	-	-	-
Air transport	-	-	-	-	-	-	-	-	-	-	-	-
Sarpang	306	-	-	-	-	-	-	-	-	-	-	-
Tour Operator/Travel Agency	1	-	-	-	-	-	-	-	-	-	-	-

Booking/Ticketing services	-	-	-	-	-	-	-	-	-	-	-	-
Land transport (Taxi)	301	-	-	-	-	-	-	-	-	-	-	-
Land transport (Scheduled/Non-scheduled bus)	4	-	-	-	-	-	-	-	-	-	-	-
Car rental	-	-	-	-	-	-	-	-	-	-	-	-
Air transport	-	-	-	-	-	-	-	-	-	-	-	-
Thimphu	2,221	8	147	8	43	1	43	1	43	1	43	4
Tour Operator/Travel Agency	643	-	147	8	43	1	43	1	43	1	43	3
Booking/Ticketing services	55	6	-	-	-	-	-	-	-	-	-	1
Land transport (Taxi)	1,498	-	-	-	-	-	-	-	-	-	-	-
Land transport (Scheduled/Non-scheduled bus)	10	-	-	-	-	-	-	-	-	-	-	-
Car rental	14	2	-	-	-	-	-	-	-	-	-	-
Air transport	1	-	-	-	-	-	-	-	-	-	-	-
Trashigang	66	0	-	-	-	-	-	-	-	-	-	-
Tour Operator/Travel Agency	-	-	-	-	-	-	-	-	-	-	-	-
Booking/Ticketing services	1	-	-	-	-	-	-	-	-	-	-	-
Land transport (Taxi)	64	-	-	-	-	-	-	-	-	-	-	-
Land transport (Scheduled/Non-scheduled bus)	1	-	-	-	-	-	-	-	-	-	-	-
Car rental	-	-	-	-	-	-	-	-	-	-	-	-
Air transport	-	-	-	-	-	-	-	-	-	-	-	-
Trashiyangtse	68	0	0	0	0	0	0	0	0	0	0	0
Tour Operator/Travel Agency	-	-	-	-	-	-	-	-	-	-	-	-

Booking/Ticketing services	-	-	-	-	-	-	-	-	-	-	-	-	-
Land transport (Taxi)	68	-	-	-	-	-	-	-	-	-	-	-	-
Land transport (Scheduled/Non-scheduled bus)	-	-	-	-	-	-	-	-	-	-	-	-	-
Car rental	-	-	-	-	-	-	-	-	-	-	-	-	-
Air transport	-	-	-	-	-	-	-	-	-	-	-	-	-
Trongsa	51	-	-	-	-	-	-	-	-	-	-	-	-
Tour Operator/Travel Agency	-	-	-	-	-	-	-	-	-	-	-	-	-
Booking/Ticketing services	-	-	-	-	-	-	-	-	-	-	-	-	-
Land transport (Taxi)	51	-	-	-	-	-	-	-	-	-	-	-	-
Land transport (Scheduled/Non-scheduled bus)	-	-	-	-	-	-	-	-	-	-	-	-	-
Car rental	-	-	-	-	-	-	-	-	-	-	-	-	-
Air transport	-	-	-	-	-	-	-	-	-	-	-	-	-
Tsirang	36	0	0	1	0	0	0	0	0	0	0	0	0
Tour Operator/Travel Agency	-	-	-	-	-	-	-	-	-	-	-	-	-
Booking/Ticketing services	-	-	-	-	-	-	-	-	-	-	-	-	-
Land transport (Taxi)	34	-	-	-	-	-	-	-	-	-	-	-	-
Land transport (Scheduled/Non-scheduled bus)	2	-	-	1	-	-	-	-	-	-	-	-	-
Car rental	-	-	-	-	-	-	-	-	-	-	-	-	-
Air transport	-	-	-	-	-	-	-	-	-	-	-	-	-
Wangdi Phodrang	271	-	-	-	-	-	-	-	-	-	-	-	-
Tour Operator/Travel Agency	-	-	-	-	-	-	-	-	-	-	-	-	-

Booking/Ticketing services	-	-	-	-	-	-	-	-	-	-	-	-
Land transport (Taxi)	270	-	-	-	-	-	-	-	-	-	-	-
Land transport (Scheduled/Non-scheduled bus)	1	-	-	-	-	-	-	-	-	-	-	-
Car rental	-	-	-	-	-	-	-	-	-	-	-	-
Air transport	-	-	-	-	-	-	-	-	-	-	-	-
Zhemgang	3	-	-	-	-	-	-	-	-	-	-	-
Tour Operator/Travel Agency	-	-	-	-	-	-	-	-	-	-	-	-
Booking/Ticketing services	-	-	-	-	-	-	-	-	-	-	-	-
Land transport (Taxi)	3	-	-	-	-	-	-	-	-	-	-	-
Land transport (Scheduled/Non-scheduled bus)	-	-	-	-	-	-	-	-	-	-	-	-
Car rental	-	-	-	-	-	-	-	-	-	-	-	-
Air transport	-	-	-	-	-	-	-	-	-	-	-	-
Total	3,818	9	167	9	50	2	6					

Table 4.2: Number of Establishments and Employment by Nationality and Sex by Dzongkhag

Tourism Characteristic Industry (Main activity)	Number of establishments	Total		Bhutanese		Non-Bhutanese		
		Male	Female	Male	Female	Male	Female	Total
Bumthang	118	121	4	125	121	4	125	-
Tour Operator/Travel Agency	1	2	2	4	2	2	4	-
Booking/Ticketing services	-	-	-	-	-	-	-	-
Land transport (Taxi)	116	116	-	116	116	-	116	-
Land transport (Scheduled/Non-scheduled)	1	3	2	5	3	2	5	-
Car rental	-	-	-	-	-	-	-	-

Air transport	-	-	-	-	-	-	-	-	-	-	-	-	-	-	-	-	-	-	-
Chukha	192	239	58	297	237	57	294	2	1	3	294	2	1	3	294	2	1	3	3
Tour Operator/Travel Agency	32	75	45	120	73	44	117	2	1	3	117	2	1	3	117	2	1	3	3
Booking/Ticketing services	6	10	13	23	10	13	23	-	-	-	23	-	-	-	23	-	-	-	-
Land transport (Taxi)	153	153	-	153	153	-	153	-	-	-	153	-	-	-	153	-	-	-	-
Land transport (Scheduled/Non scheduled)	1	1	-	1	1	-	1	-	-	-	1	-	-	-	1	-	-	-	-
Car rental	-	-	-	-	-	-	-	-	-	-	-	-	-	-	-	-	-	-	-
Air transport	-	-	-	-	-	-	-	-	-	-	-	-	-	-	-	-	-	-	-
Dagana	28	33	2	35	33	2	35	-	-	-	35	-	-	-	35	-	-	-	-
Tour Operator/Travel Agency	-	-	-	-	-	-	-	-	-	-	-	-	-	-	-	-	-	-	-
Booking/Ticketing services	-	-	-	-	-	-	-	-	-	-	-	-	-	-	-	-	-	-	-
Land transport (Taxi)	26	26	-	26	26	-	26	-	-	-	26	-	-	-	26	-	-	-	-
Land transport (Scheduled/Non scheduled)	2	7	2	9	7	2	9	-	-	-	9	-	-	-	9	-	-	-	-
Car rental	-	-	-	-	-	-	-	-	-	-	-	-	-	-	-	-	-	-	-
Air transport	-	-	-	-	-	-	-	-	-	-	-	-	-	-	-	-	-	-	-
Haa	24	28	3	31	28	3	31	-	-	-	31	-	-	-	31	-	-	-	-
Tour Operator/Travel Agency	2	4	1	5	4	1	5	-	-	-	5	-	-	-	5	-	-	-	-
Booking/Ticketing services	-	-	-	-	-	-	-	-	-	-	-	-	-	-	-	-	-	-	-
Land transport (Taxi)	21	21	-	21	21	-	21	-	-	-	21	-	-	-	21	-	-	-	-
Land transport (Scheduled/Non scheduled)	1	3	2	5	3	2	5	-	-	-	5	-	-	-	5	-	-	-	-
Car rental	-	-	-	-	-	-	-	-	-	-	-	-	-	-	-	-	-	-	-
Air transport	-	-	-	-	-	-	-	-	-	-	-	-	-	-	-	-	-	-	-
Lhuentse	7	16	4	20	16	4	20	-	-	-	20	-	-	-	20	-	-	-	-
Tour Operator/Travel Agency	-	-	-	-	-	-	-	-	-	-	-	-	-	-	-	-	-	-	-
Booking/Ticketing services	-	-	-	-	-	-	-	-	-	-	-	-	-	-	-	-	-	-	-
Land transport (Taxi)	4	4	-	4	4	-	4	-	-	-	4	-	-	-	4	-	-	-	-
Land transport (Scheduled/Non scheduled)	2	5	-	5	5	-	5	-	-	-	5	-	-	-	5	-	-	-	-
Car rental	1	7	4	11	7	4	11	-	-	-	11	-	-	-	11	-	-	-	-

Air transport	-	-	-	-	-	-	-	-	-	-	-	-	-	-	-	-	-	-	-
Mongar	55	58	-	58	-	58	58	-	-	-	58	-	-	-	-	-	-	-	-
Tour Operator/Travel Agency	-	-	-	-	-	-	-	-	-	-	-	-	-	-	-	-	-	-	-
Booking/Ticketing services	-	-	-	-	-	-	-	-	-	-	-	-	-	-	-	-	-	-	-
Land transport (Taxi)	54	54	-	54	-	54	54	-	-	-	54	-	-	-	-	-	-	-	-
Land transport (Scheduled/Non scheduled)	1	4	-	4	-	4	4	-	-	-	4	-	-	-	-	-	-	-	-
Car rental	-	-	-	-	-	-	-	-	-	-	-	-	-	-	-	-	-	-	-
Air transport	-	-	-	-	-	-	-	-	-	-	-	-	-	-	-	-	-	-	-
Paro	160	680	310	990	628	301	929	52	9	61	929	52	9	61	929	52	9	61	61
Tour Operator/Travel Agency	35	185	78	263	185	78	263	-	-	-	78	263	-	-	-	-	-	-	-
Booking/Ticketing services	3	-	3	3	-	3	3	-	-	-	3	3	-	-	-	-	-	-	-
Land transport (Taxi)	119	129	-	129	129	-	129	-	-	-	129	-	-	-	-	-	-	-	-
Land transport (Scheduled/Non scheduled)	1	7	-	7	7	-	7	-	-	-	7	-	-	-	-	-	-	-	-
Car rental	-	-	-	-	-	-	-	-	-	-	-	-	-	-	-	-	-	-	-
Air transport	2	359	229	588	307	220	527	52	9	61	527	52	9	61	527	52	9	61	61
Pemagatshel	15	15	-	15	15	-	15	-	-	-	15	-	-	-	15	-	-	-	-
Tour Operator/Travel Agency	-	-	-	-	-	-	-	-	-	-	-	-	-	-	-	-	-	-	-
Booking/Ticketing services	-	-	-	-	-	-	-	-	-	-	-	-	-	-	-	-	-	-	-
Land transport (Taxi)	15	15	-	15	15	-	15	-	-	-	15	-	-	-	15	-	-	-	-
Land transport (Scheduled/Non scheduled)	-	-	-	-	-	-	-	-	-	-	-	-	-	-	-	-	-	-	-
Car rental	-	-	-	-	-	-	-	-	-	-	-	-	-	-	-	-	-	-	-
Air transport	-	-	-	-	-	-	-	-	-	-	-	-	-	-	-	-	-	-	-
Punakha	53	53	-	53	53	-	53	-	-	-	53	-	-	-	53	-	-	-	-
Tour Operator/Travel Agency	-	-	-	-	-	-	-	-	-	-	-	-	-	-	-	-	-	-	-
Booking/Ticketing services	-	-	-	-	-	-	-	-	-	-	-	-	-	-	-	-	-	-	-
Land transport (Taxi)	52	52	-	52	52	-	52	-	-	-	52	-	-	-	52	-	-	-	-
Land transport (Scheduled/Non scheduled)	-	-	-	-	-	-	-	-	-	-	-	-	-	-	-	-	-	-	-
Car rental	1	1	-	1	1	-	1	-	-	-	1	-	-	-	1	-	-	-	-

Air transport	-	-	-	-	-	-	-	-	-	-	-	-	-	-	-	-	-	-	-
Samdrup Jongkhar	17	24	24	24	24	24	24	24	24	24	24	24	24	24	24	24	24	24	24
Tour Operator/Travel Agency	-	-	-	-	-	-	-	-	-	-	-	-	-	-	-	-	-	-	-
Booking/Ticketing services	-	-	-	-	-	-	-	-	-	-	-	-	-	-	-	-	-	-	-
Land transport (Taxi)	15	15	15	15	15	15	15	15	15	15	15	15	15	15	15	15	15	15	15
Land transport (Scheduled/Non scheduled)	1	6	-	6	-	6	-	6	-	6	-	6	-	6	-	6	-	6	-
Car rental	1	3	-	3	-	3	-	3	-	3	-	3	-	3	-	3	-	3	-
Air transport	-	-	-	-	-	-	-	-	-	-	-	-	-	-	-	-	-	-	-
Samtse	127	134	134	134	134	134	134	134	134	134	134	134	134	134	134	134	134	134	134
Tour Operator/Travel Agency	-	-	-	-	-	-	-	-	-	-	-	-	-	-	-	-	-	-	-
Booking/Ticketing services	-	-	-	-	-	-	-	-	-	-	-	-	-	-	-	-	-	-	-
Land transport (Taxi)	127	134	134	134	134	134	134	134	134	134	134	134	134	134	134	134	134	134	134
Land transport (Scheduled/Non scheduled)	-	-	-	-	-	-	-	-	-	-	-	-	-	-	-	-	-	-	-
Car rental	-	-	-	-	-	-	-	-	-	-	-	-	-	-	-	-	-	-	-
Air transport	-	-	-	-	-	-	-	-	-	-	-	-	-	-	-	-	-	-	-
Sarpang	306	315	315	315	315	315	315	315	315	315	315	315	315	315	315	315	315	315	315
Tour Operator/Travel Agency	1	2	2	2	2	2	2	2	2	2	2	2	2	2	2	2	2	2	2
Booking/Ticketing services	-	-	-	-	-	-	-	-	-	-	-	-	-	-	-	-	-	-	-
Land transport (Taxi)	301	301	301	301	301	301	301	301	301	301	301	301	301	301	301	301	301	301	301
Land transport (Scheduled/Non scheduled)	4	12	12	12	12	12	12	12	12	12	12	12	12	12	12	12	12	12	12
Car rental	-	-	-	-	-	-	-	-	-	-	-	-	-	-	-	-	-	-	-
Air transport	-	-	-	-	-	-	-	-	-	-	-	-	-	-	-	-	-	-	-
Thimphu	2,221	6,648	6,648	6,648	6,648	6,648	6,648	6,648	6,648	6,648	6,648	6,648	6,648	6,648	6,648	6,648	6,648	6,648	6,648
Tour Operator/Travel Agency	643	4,893	4,893	4,893	4,893	4,893	4,893	4,893	4,893	4,893	4,893	4,893	4,893	4,893	4,893	4,893	4,893	4,893	4,893
Booking/Ticketing services	55	71	71	71	71	71	71	71	71	71	71	71	71	71	71	71	71	71	71
Land transport (Taxi)	1,498	1,468	1,468	1,468	1,468	1,468	1,468	1,468	1,468	1,468	1,468	1,468	1,468	1,468	1,468	1,468	1,468	1,468	1,468
Land transport (Scheduled/Non scheduled)	10	41	41	41	41	41	41	41	41	41	41	41	41	41	41	41	41	41	41
Car rental	14	43	43	43	43	43	43	43	43	43	43	43	43	43	43	43	43	43	43

Air transport	1	132	41	173	112	21	133	20	20	40
Trashigang										
Tour Operator/Travel Agency	66	67	3	70	67	3	70	-	-	-
Booking/Ticketing services	-	-	-	-	-	-	-	-	-	-
Land transport (Taxi)	1	1	1	2	1	1	2	-	-	-
Land transport (Scheduled/Non scheduled)	64	64	-	64	64	-	64	-	-	-
Car rental	1	2	2	4	2	2	4	-	-	-
Air transport	-	-	-	-	-	-	-	-	-	-
Trashi Yangtse										
Tour Operator/Travel Agency	68	68	-	68	68	-	68	-	-	-
Booking/Ticketing services	-	-	-	-	-	-	-	-	-	-
Land transport (Taxi)	68	68	-	68	68	-	68	-	-	-
Land transport (Scheduled/Non scheduled)	-	-	-	-	-	-	-	-	-	-
Car rental	-	-	-	-	-	-	-	-	-	-
Air transport	-	-	-	-	-	-	-	-	-	-
Trongsa										
Tour Operator/Travel Agency	51	51	-	51	51	-	51	-	-	-
Booking/Ticketing services	-	-	-	-	-	-	-	-	-	-
Land transport (Taxi)	51	51	-	51	51	-	51	-	-	-
Land transport (Scheduled/Non scheduled)	-	-	-	-	-	-	-	-	-	-
Car rental	-	-	-	-	-	-	-	-	-	-
Air transport	-	-	-	-	-	-	-	-	-	-
Tsirang										
Tour Operator/Travel Agency	36	42	6	48	42	6	48	-	-	-
Booking/Ticketing services	-	-	-	-	-	-	-	-	-	-
Land transport (Taxi)	34	34	-	34	34	-	34	-	-	-
Land transport (Scheduled/Non scheduled)	2	8	6	14	8	6	14	-	-	-
Car rental	-	-	-	-	-	-	-	-	-	-

Air transport	-	-	-	-	-	-	-	-	-	-	-	-	-	-	-	-	-
Wangdi Phodrang	271	261	10	271	261	10	271	261	10	271	261	10	271	261	10	271	261
Tour Operator/Travel Agency	-	-	-	-	-	-	-	-	-	-	-	-	-	-	-	-	-
Booking/Ticketing services	-	-	-	-	-	-	-	-	-	-	-	-	-	-	-	-	-
Land transport (Taxi)	270	260	10	270	260	10	270	260	10	270	260	10	270	260	10	270	260
Land transport (Scheduled/Non scheduled)	1	1	-	1	1	-	1	1	-	1	1	-	1	1	-	1	1
Car rental	-	-	-	-	-	-	-	-	-	-	-	-	-	-	-	-	-
Air transport	-	-	-	-	-	-	-	-	-	-	-	-	-	-	-	-	-
Zhemgang	3	3	-	3	3	-	3	3	-	3	3	-	3	3	-	3	3
Tour Operator/Travel Agency	-	-	-	-	-	-	-	-	-	-	-	-	-	-	-	-	-
Booking/Ticketing services	-	-	-	-	-	-	-	-	-	-	-	-	-	-	-	-	-
Land transport (Taxi)	3	3	-	3	3	-	3	3	-	3	3	-	3	3	-	3	3
Land transport (Scheduled/Non scheduled)	-	-	-	-	-	-	-	-	-	-	-	-	-	-	-	-	-
Car rental	-	-	-	-	-	-	-	-	-	-	-	-	-	-	-	-	-
Air transport	-	-	-	-	-	-	-	-	-	-	-	-	-	-	-	-	-
Total	3,818	8,856	2,253	11,109	8,728	2,185	10,913	8,728	2,185	10,913	8,728	2,185	10,913	8,728	2,185	10,913	8,728

Table 4.3: Number of Establishment and Employment by Type by Dzongkhag

Tourism Characteristic Industry (Main activity)	Number of establishments		Total			Regular			Seasonal		
	Male	Female	Male	Female	Total	Male	Female	Total	Male	Female	Total
Bumthang	118	121	4	4	125	2	2	4	1	2	3
Tour Operator/Travel Agency	1	2	2	2	4	-	-	-	1	2	3
Booking/Ticketing services	-	-	-	-	-	-	-	-	-	-	-
Land transport (Taxi)	116	116	-	-	116	-	-	-	-	-	-
Land transport (Scheduled/Nonscheduled bus)	1	3	2	2	5	2	2	4	-	-	-
Car rental	-	-	-	-	-	-	-	-	-	-	-
Air transport	-	-	-	-	-	-	-	-	-	-	-
Chukha	192	239	58	58	297	35	35	70	20	8	28

Tour Operator/Travel Agency	32	75	45	120	31	27	58	19	5	24
Booking/Ticketing services	6	10	13	23	4	8	12	1	3	4
Land transport (Taxi)	153	153	-	153	-	-	-	-	-	-
Land transport (Scheduled/Nonscheduled bus)	1	1	-	1	-	-	-	-	-	-
Car rental	-	-	-	-	-	-	-	-	-	-
Air transport	-	-	-	-	-	-	-	-	-	-
Dagana	28	33	2	35	5	2	7	-	-	-
Tour Operator/Travel Agency	-	-	-	-	-	-	-	-	-	-
Booking/Ticketing services	-	-	-	-	-	-	-	-	-	-
Land transport (Taxi)	26	26	-	26	-	-	-	-	-	-
Land transport (Scheduled/Nonscheduled bus)	2	7	2	9	5	2	7	-	-	-
Car rental	-	-	-	-	-	-	-	-	-	-
Air transport	-	-	-	-	-	-	-	-	-	-
Haa	24	28	3	31	5	2	7	-	-	-
Tour Operator/Travel Agency	2	4	1	5	2	1	3	-	-	-
Booking/Ticketing services	-	-	-	-	-	-	-	-	-	-
Land transport (Taxi)	21	21	-	21	-	-	-	-	-	-
Land transport (Scheduled/Nonscheduled bus)	1	3	2	5	3	1	4	-	-	-
Car rental	-	-	-	-	-	-	-	-	-	-
Air transport	-	-	-	-	-	-	-	-	-	-
Lhuentse	7	16	4	20	6	3	9	3	1	4
Tour Operator/Travel Agency	-	-	-	-	-	-	-	-	-	-
Booking/Ticketing services	-	-	-	-	-	-	-	-	-	-
Land transport (Taxi)	4	4	-	4	-	-	-	-	-	-
Land transport (Scheduled/Nonscheduled bus)	2	5	-	5	2	-	2	1	-	1
Car rental	1	7	4	11	4	3	7	2	1	3
Air transport	-	-	-	-	-	-	-	-	-	-

Mongar	55	58	-	58	2	-	2	-	-	-	-
Tour Operator/Travel Agency	-	-	-	-	-	-	-	-	-	-	-
Booking/Ticketing services	-	-	-	-	-	-	-	-	-	-	-
Land transport (Taxi)	54	54	-	54	-	-	-	-	-	-	-
Land transport (Scheduled/Nonscheduled bus)	1	4	-	4	2	-	2	-	-	-	-
Car rental	-	-	-	-	-	-	-	-	-	-	-
Air transport	-	-	-	-	-	-	-	-	-	-	-
Paro	160	680	310	990	415	229	644	99	30	129	129
Tour Operator/Travel Agency	35	185	78	263	51	31	82	99	30	129	129
Booking/Ticketing services	3	-	3	3	-	-	-	-	-	-	-
Land transport (Taxi)	119	129	-	129	10	-	10	-	-	-	-
Land transport (Scheduled/Nonscheduled bus)	1	7	-	7	6	-	6	-	-	-	-
Car rental	-	-	-	-	-	-	-	-	-	-	-
Air transport	2	359	229	588	348	198	546	-	-	-	-
Pemagatshel	15	15	-	15	-	-	-	-	-	-	-
Tour Operator/Travel Agency	-	-	-	-	-	-	-	-	-	-	-
Booking/Ticketing services	-	-	-	-	-	-	-	-	-	-	-
Land transport (Taxi)	15	15	-	15	-	-	-	-	-	-	-
Land transport (Scheduled/Nonscheduled bus)	-	-	-	-	-	-	-	-	-	-	-
Car rental	-	-	-	-	-	-	-	-	-	-	-
Air transport	-	-	-	-	-	-	-	-	-	-	-
Punakha	53	53	-	53	-	-	-	-	-	-	-
Tour Operator/Travel Agency	-	-	-	-	-	-	-	-	-	-	-
Booking/Ticketing services	-	-	-	-	-	-	-	-	-	-	-
Land transport (Taxi)	52	52	-	52	-	-	-	-	-	-	-
Land transport (Scheduled/Nonscheduled bus)	-	-	-	-	-	-	-	-	-	-	-
Car rental	1	1	-	1	-	-	-	-	-	-	-

Air transport	-	-	-	-	-	-	-	-	-	-	-	-	-	-	-	-	-	-	-	-
Samdrup Jongkhar	17	-	24	-	24	7	-	7	-	24	7	-	-	7	-	-	-	-	-	-
Tour Operator/Travel Agency	-	-	-	-	-	-	-	-	-	-	-	-	-	-	-	-	-	-	-	-
Booking/Ticketing services	-	-	-	-	-	-	-	-	-	-	-	-	-	-	-	-	-	-	-	-
Land transport (Taxi)	15	-	15	-	15	-	-	15	-	15	-	-	-	15	-	-	-	-	-	-
Land transport (Scheduled/Nonscheduled bus)	1	1	6	-	6	5	-	6	-	5	-	-	-	5	-	-	-	-	-	-
Car rental	1	1	3	-	3	2	-	3	-	2	-	-	-	2	-	-	-	-	-	-
Air transport	-	-	-	-	-	-	-	-	-	-	-	-	-	-	-	-	-	-	-	-
Samtse	127	-	134	-	134	-	-	134	-	-	-	-	-	-	-	-	-	-	-	-
Tour Operator/Travel Agency	-	-	-	-	-	-	-	-	-	-	-	-	-	-	-	-	-	-	-	-
Booking/Ticketing services	-	-	-	-	-	-	-	-	-	-	-	-	-	-	-	-	-	-	-	-
Land transport (Taxi)	127	-	134	-	134	-	-	134	-	-	-	-	-	-	-	-	-	-	-	-
Land transport (Scheduled/Nonscheduled bus)	-	-	-	-	-	-	-	-	-	-	-	-	-	-	-	-	-	-	-	-
Car rental	-	-	-	-	-	-	-	-	-	-	-	-	-	-	-	-	-	-	-	-
Air transport	-	-	-	-	-	-	-	-	-	-	-	-	-	-	-	-	-	-	-	-
Sarpang	306	-	315	9	324	8	8	324	8	8	16	-	-	16	-	-	-	-	-	-
Tour Operator/Travel Agency	1	1	2	3	5	1	2	5	1	2	3	-	-	3	-	-	-	-	-	-
Booking/Ticketing services	-	-	-	-	-	-	-	-	-	-	-	-	-	-	-	-	-	-	-	-
Land transport (Taxi)	301	-	301	-	301	-	-	301	-	-	-	-	-	-	-	-	-	-	-	-
Land transport (Scheduled/Nonscheduled bus)	4	4	12	6	18	7	6	18	7	6	13	-	-	13	-	-	-	-	-	-
Car rental	-	-	-	-	-	-	-	-	-	-	-	-	-	-	-	-	-	-	-	-
Air transport	-	-	-	-	-	-	-	-	-	-	-	-	-	-	-	-	-	-	-	-
Thimphu	2,221	-	6,648	1,844	8,492	1,313	829	8,492	1,313	829	2,142	3,059	538	3,597	-	-	-	-	-	-
Tour Operator/Travel Agency	643	-	4,893	1,662	6,555	1,175	749	6,555	1,175	749	1,924	2,962	515	3,477	-	-	-	-	-	-
Booking/Ticketing services	55	55	71	74	145	27	26	145	27	26	53	17	3	20	-	-	-	-	-	-
Land transport (Taxi)	1,498	-	1,468	30	1,498	-	-	1,498	-	-	-	-	-	-	-	-	-	-	-	-
Land transport (Scheduled/Nonscheduled bus)	10	10	41	28	69	25	27	69	25	27	52	5	-	5	-	-	-	-	-	5

Car rental	14	43	9	52	21	7	28	10	-	10
Air transport	1	132	41	173	65	20	85	65	20	85
Trashigang	66	67	3	70	1	3	4	-	-	-
Tour Operator/Travel Agency	-	-	-	-	-	-	-	-	-	-
Booking/Ticketing services	1	1	1	2	-	1	1	-	-	-
Land transport (Taxi)	64	64	-	64	-	-	-	-	-	-
Land transport (Scheduled/Nonscheduled bus)	1	2	2	4	1	2	3	-	-	-
Car rental	-	-	-	-	-	-	-	-	-	-
Air transport	-	-	-	-	-	-	-	-	-	-
Trashigang Yangtse	68	68	-	68	-	-	-	-	-	-
Tour Operator/Travel Agency	-	-	-	-	-	-	-	-	-	-
Booking/Ticketing services	-	-	-	-	-	-	-	-	-	-
Land transport (Taxi)	68	68	-	68	-	-	-	-	-	-
Land transport (Scheduled/Nonscheduled bus)	-	-	-	-	-	-	-	-	-	-
Car rental	-	-	-	-	-	-	-	-	-	-
Air transport	-	-	-	-	-	-	-	-	-	-
Trongsa	51	51	-	51	-	-	-	-	-	-
Tour Operator/Travel Agency	-	-	-	-	-	-	-	-	-	-
Booking/Ticketing services	-	-	-	-	-	-	-	-	-	-
Land transport (Taxi)	51	51	0	51	-	-	-	-	-	-
Land transport (Scheduled/Nonscheduled bus)	-	-	-	-	-	-	-	-	-	-
Car rental	-	-	-	-	-	-	-	-	-	-
Air transport	-	-	-	-	-	-	-	-	-	-
Tsirang	36	42	6	48	6	4	10	-	-	-
Tour Operator/Travel Agency	-	-	-	-	-	-	-	-	-	-
Booking/Ticketing services	-	-	-	-	-	-	-	-	-	-
Land transport (Taxi)	34	34	-	34	-	-	-	-	-	-

Land transport (Scheduled/Nonscheduled bus)	2	8	6	14	6	4	10	-	-	-
Car rental	-	-	-	-	-	-	-	-	-	-
Air transport	-	-	-	-	-	-	-	-	-	-
Wangdi Phodrang	271	261	10	271	-	-	-	-	-	-
Tour Operator/Travel Agency	-	-	-	-	-	-	-	-	-	-
Booking/Ticketing services	-	-	-	-	-	-	-	-	-	-
Land transport (Taxi)	270	260	10	270	-	-	-	-	-	-
Land transport (Scheduled/Nonscheduled bus)	1	1	-	1	-	-	-	-	-	-
Car rental	-	-	-	-	-	-	-	-	-	-
Air transport	-	-	-	-	-	-	-	-	-	-
Zhemgang	3	3	-	3	-	-	-	-	-	-
Tour Operator/Travel Agency	-	-	-	-	-	-	-	-	-	-
Booking/Ticketing services	-	-	-	-	-	-	-	-	-	-
Land transport (Taxi)	3	3	-	3	-	-	-	-	-	-
Land transport (Scheduled/Nonscheduled bus)	-	-	-	-	-	-	-	-	-	-
Car rental	-	-	-	-	-	-	-	-	-	-
Air transport	-	-	-	-	-	-	-	-	-	-
Total	3,818	8,856	2,253	11,109	1,805	1,117	2,922	3,182	579	3,761

Table 4.4: Average Hours of Work per day by Type of Activity

Dzongkhag	Tour Operator/ Travel Agency	Booking/ Ticketing services	Land transport (Taxi)	Land transport (Scheduled/ Nonscheduled bus)	Car rental	Air transport
Bumthang	8	-	7	8	-	-
Chukha	9	9	9	12	-	-
Dagana	-	-	12	9	-	-
Haa	6	-	12	8	-	-
Lhuentse	-	-	11	12	13	-
Mongar	-	-	12	6	-	-
Paro	8	8	12	7	-	8
Pemagatshel	-	-	16	-	-	-
Punakha	-	-	9	-	8	-
Samdrup Jongkhar	-	-	10	12	8	-
Samtse	-	-	11	-	-	-
Sarpang	8	-	8	9	-	-
Thimphu	8	8	11	8	9	8
Trashigang	-	4	11	6	-	-
Trashi Yangtse	-	-	12	-	-	-
Trongsa	-	-	8	-	-	-
Tsirang	-	-	9	8	-	-
Wangdi Phodrang	-	-	13	9	-	-
Zhemgang	-	-	15	-	-	-

Table 4.5: Number of Establishments and Guests by Dzongkhags

Dzongkhags	Tour Operator/Travel Agency	Booking/ Ticketing services	Land transport (Taxi)	Land transport (Scheduled/ Non-scheduled bus)	Car rental	Air transport	Total
Bumthang							
Number of establishments	1	-	116	1	-	-	118
Total guest ('000)	0.01	-	386	2	-	-	388
Chukha							
Number of establishments	32	6	153	1	-	-	192
Total guest ('000)	6	8	627	2	-	-	644
Dagana							
Number of establishments	-	-	26	2	-	-	28
Total guest ('000)	-	-	51	13	-	-	64
Haa							
Number of establishments	2	-	21	1	-	-	24
Total guest ('000)	-	-	23	5	-	-	28
Lhuentse							
Number of establishments	-	-	4	2	1	-	7
Total guest ('000)	-	-	17	5	1	-	23
Mongar							
Number of establishments	-	-	54	1	-	-	55
Total guest ('000)	-	-	257	9	-	-	266
Paro							
Number of establishments	35	3	119	1	-	2	160

Total guest ('000)	3	-	541	50	-	287	881
Pemagatshel							
Number of establishments	-	-	15	-	-	-	15
Total guest ('000)	-	-	82	-	-	-	82
Punakha							
Number of establishments	-	-	52	-	1	-	53
Total guest ('000)	-	-	127	-	0.002	-	127
Samdrup Jongkhar							
Number of establishments	-	-	15	1	1	-	17
Total guest ('000)	-	-	765	15	1	-	781
Samtse							
Number of establishments	-	-	127	-	-	-	127
Total guest ('000)	-	-	340	-	-	-	340
Sarpang							
Number of establishments	1	-	301	4	-	-	306
Total guest ('000)	0.1	-	3,062	28	-	-	3,090
Thimphu							
Number of establishments	643	55	1,498	10	14	1	2,221
Total guest ('000)	62	20	14,761	261	1	115	15,221
Trashigang							
Number of establishments	-	1	64	1	-	-	66
Total guest ('000)	-	-	341	3	-	-	344
Trashi Yangtse							
Number of establishments	-	-	68	-	-	-	68
Total guest ('000)	-	-	238	-	-	-	238

Trongsa																			
Number of establishments	-	-	-	51	-	-	-	-	-	-	-	-	-	-	-	-	-	-	51
Total guest ('000)	-	-	-	226	-	-	-	-	-	-	-	-	-	-	-	-	-	-	226
Tsirang																			
Number of establishments	-	-	-	34	-	-	-	2	-	-	-	-	-	-	-	-	-	-	36
Total guest ('000)	-	-	-	140	-	-	-	58	-	-	-	-	-	-	-	-	-	-	198
Wangdi Phodrang																			
Number of establishments	-	-	-	270	-	-	1	-	-	-	-	-	-	-	-	-	-	-	271
Total guest ('000)	-	-	-	1,500	-	-	4	-	-	-	-	-	-	-	-	-	-	-	1,503
Zhemgang																			
Number of establishments	-	-	-	3	-	-	-	-	-	-	-	-	-	-	-	-	-	-	3
Total guest ('000)	-	-	-	18	-	-	-	-	-	-	-	-	-	-	-	-	-	-	18
Total																			
Number of establishments	714	65	65	2,991	28	17	3	402	3	3	3	3,818							
Total guest ('000)	71	29	29	23,502	455	3	402	24,461											

Table 4.6: Number of Establishments, number of Units (Vehicles / Aircrafts), Average Seating Capacity by Dzongkhag

Tourism Characteristic Industry (Main activity)		Number of establishments	Number of units	Seating capacity	Average seating capacity
Bumthang		118	117	484	
Tour Operator/Travel Agency	1	-	-	-	-
Booking/Ticketing services	-	-	-	-	-
Land transport (Taxi)	116	116	464	4	
Land transport (Scheduled/Nonscheduled bus)	1	1	20	20	
Car rental	-	-	-	-	-

Air transport	-	-	-	-	-
Chukha	192	154	674	-	-
Tour Operator/Travel Agency	32	-	-	-	-
Booking/Ticketing services	6	-	-	-	-
Land transport (Taxi)	153	153	647	4	4
Land transport (Scheduled/Nonscheduled bus)	1	1	27	27	27
Car rental	-	-	-	-	-
Air transport	-	-	-	-	-
Dagana	28	28	203	-	-
Tour Operator/Travel Agency	-	-	-	-	-
Booking/Ticketing services	-	-	-	-	-
Land transport (Taxi)	26	26	147	6	6
Land transport (Scheduled/Nonscheduled bus)	2	2	56	28	28
Car rental	-	-	-	-	-
Air transport	-	-	-	-	-
Haa	24	23	158	-	-
Tour Operator/Travel Agency	2	-	-	-	-
Booking/Ticketing services	-	-	-	-	-
Land transport (Taxi)	21	21	126	6	6
Land transport (Scheduled/Nonscheduled bus)	1	2	32	32	32
Car rental	-	-	-	-	-
Air transport	-	-	-	-	-
Lhuentse	7	13	102	-	-
Tour Operator/Travel Agency	-	-	-	-	-
Booking/Ticketing services	-	-	-	-	-
Land transport (Taxi)	4	4	25	6	6
Land transport (Scheduled/Nonscheduled bus)	2	2	54	27	27
Car rental	1	7	23	23	23
Air transport	-	-	-	-	-
Mongar	55	55	432	-	-

Tour Operator/Travel Agency	-	-	-	-	-	-
Booking/Ticketing services	-	-	-	-	-	-
Land transport (Taxi)	54	54	400	7		
Land transport (Scheduled/Nonscheduled bus)	1	1	32	32		
Car rental	-	-	-	-	-	-
Air transport	-	-	-	-	-	-
Paro	160	132	932			
Tour Operator/Travel Agency	35	-	-	-	-	-
Booking/Ticketing services	3	-	-	-	-	-
Land transport (Taxi)	119	119	565	5		
Land transport (Scheduled/Nonscheduled bus)	1	6	55	55		
Car rental	-	-	-	-	-	-
Air transport	2	7	312	156		
Pemagatshel	15	15	60			
Tour Operator/Travel Agency	-	-	-	-	-	-
Booking/Ticketing services	-	-	-	-	-	-
Land transport (Taxi)	15	15	60	4		
Land transport (Scheduled/Nonscheduled bus)	-	-	-	-	-	-
Car rental	-	-	-	-	-	-
Air transport	-	-	-	-	-	-
Punakha	53	52	208			
Tour Operator/Travel Agency	-	-	-	-	-	-
Booking/Ticketing services	-	-	-	-	-	-
Land transport (Taxi)	52	52	208	4		
Land transport (Scheduled/Nonscheduled bus)	-	-	-	-	-	-
Car rental	1	-	-	-	-	-
Air transport	-	-	-	-	-	-
Samdrup Jongkhar	17	17	110			
Tour Operator/Travel Agency	-	-	-	-	-	-
Booking/Ticketing services	-	-	-	-	-	-

Land transport (Taxi)		15	15	60	4
Land transport (Scheduled/Nonscheduled bus)		1	2	50	50
Car rental		1	-	-	-
Air transport		-	-	-	-
Samtse		127	127	702	
Tour Operator/Travel Agency		-	-	-	-
Booking/Ticketing services		-	-	-	-
Land transport (Taxi)		127	127	702	6
Land transport (Scheduled/Nonscheduled bus)		-	-	-	-
Car rental		-	-	-	-
Air transport		-	-	-	-
Sarpang		306	306	1,716	
Tour Operator/Travel Agency		1	-	-	-
Booking/Ticketing services		-	-	-	-
Land transport (Taxi)		301	301	1,576	5
Land transport (Scheduled/Nonscheduled bus)		4	5	140	35
Car rental		-	-	-	-
Air transport		-	-	-	-
Thimphu		2,221	1,663	8,706	
Tour Operator/Travel Agency		643	116	831	14
Booking/Ticketing services		55	-	-	-
Land transport (Taxi)		1,498	1,478	6,815	5
Land transport (Scheduled/Nonscheduled bus)		10	22	601	67
Car rental		14	45	209	21
Air transport		1	2	250	250
Trashigang		66	65	459	
Tour Operator/Travel Agency		-	-	-	-
Booking/Ticketing services		1	-	-	-
Land transport (Taxi)		64	64	427	7
Land transport (Scheduled/Nonscheduled bus)		1	1	32	32

Car rental	-	-	-	-	-	-
Air transport	-	-	-	-	-	-
Trashig Yangtse	68	68	68	525		
Tour Operator/Travel Agency	-	-	-	-	-	-
Booking/Ticketing services	-	-	-	-	-	-
Land transport (Taxi)	68	68	68	525	8	
Land transport (Scheduled/Nonscheduled bus)	-	-	-	-	-	-
Car rental	-	-	-	-	-	-
Air transport	-	-	-	-	-	-
Trongsa	51	51	51	204		
Tour Operator/Travel Agency	-	-	-	-	-	-
Booking/Ticketing services	-	-	-	-	-	-
Land transport (Taxi)	51	51	51	204	4	
Land transport (Scheduled/Nonscheduled bus)	-	-	-	-	-	-
Car rental	-	-	-	-	-	-
Air transport	-	-	-	-	-	-
Tsirang	36	40	40	373		
Tour Operator/Travel Agency	-	-	-	-	-	-
Booking/Ticketing services	-	-	-	-	-	-
Land transport (Taxi)	34	34	34	221	7	
Land transport (Scheduled/Nonscheduled bus)	2	6	6	152	76	
Car rental	-	-	-	-	-	-
Air transport	-	-	-	-	-	-
Wangdi Phodrang	271	271	271	1,345		
Tour Operator/Travel Agency	-	-	-	-	-	-
Booking/Ticketing services	-	-	-	-	-	-
Land transport (Taxi)	270	270	270	1,340	5	
Land transport (Scheduled/Nonscheduled bus)	1	1	1	5	5	
Car rental	-	-	-	-	-	-
Air transport	-	-	-	-	-	-

Zhemgang		3	3	12	
Tour Operator/Travel Agency		-	-	-	-
Booking/Ticketing services		-	-	-	-
Land transport (Taxi)		3	3	12	4
Land transport (Scheduled/Nonscheduled bus)		-	-	-	-
Car rental		-	-	-	-
Air transport		-	-	-	-
Total		3,818	3,200	17,405	6

Table 4.7: Number of Establishments and Available Facilities by Dzongkhags

Tourism Characteristic Industry (Main activity)	Number of establishments	Facilities					
		Online booking/reservation	Wi-Fi	Electronic payment	Foreign exchange	Sports/Recreation	Others
Bumthang							
Tour Operator/Travel Agency	1	1	-	-	-	1	-
Booking/Ticketing services		-	-	-	-	-	-
Land transport (Taxi)	116	-	-	-	-	-	-
Land transport (Scheduled/Nonscheduled bus)	1	-	-	-	-	-	-
Car rental	-	-	-	-	-	-	-
Air transport	-	-	-	-	-	-	-
Chukha							
Tour Operator/Travel Agency	32	24	28	6	-	-	1
Booking/Ticketing services	6	5	2	2	-	-	1
Land transport (Taxi)	153	-	-	24	-	-	-
Land transport (Scheduled/Nonscheduled bus)	1	1	1	1	1	1	-
Car rental	-	-	-	-	-	-	-
Air transport	-	-	-	-	-	-	-

Dagana												
Tour Operator/Travel Agency	-	-	-	-	-	-	-	-	-	-	-	-
Booking/Ticketing services	-	-	-	-	-	-	-	-	-	-	-	-
Land transport (Taxi)	26	-	-	-	-	-	-	-	-	-	-	9
Land transport (Scheduled/Nonscheduled bus)	2	-	-	-	-	-	-	-	-	-	-	-
Car rental	-	-	-	-	-	-	-	-	-	-	-	-
Air transport	-	-	-	-	-	-	-	-	-	-	-	-
Haa												
Tour Operator/Travel Agency	2	2	1	-	-	-	-	-	-	-	-	-
Booking/Ticketing services	-	-	-	-	-	-	-	-	-	-	-	-
Land transport (Taxi)	21	-	-	-	-	-	-	-	-	-	-	-
Land transport (Scheduled/Nonscheduled bus)	1	-	-	-	-	-	-	-	-	-	-	-
Car rental	-	-	-	-	-	-	-	-	-	-	-	-
Air transport	-	-	-	-	-	-	-	-	-	-	-	-
Lhuentse												
Tour Operator/Travel Agency	-	-	-	-	-	-	-	-	-	-	-	-
Booking/Ticketing services	-	-	-	-	-	-	-	-	-	-	-	-
Land transport (Taxi)	4	-	-	1	-	-	-	-	-	-	-	-
Land transport (Scheduled/Nonscheduled bus)	2	-	-	1	-	-	-	-	1	-	-	-
Car rental	1	-	-	1	-	-	-	-	-	-	-	-
Air transport	-	-	-	-	-	-	-	-	-	-	-	-
Mongar												
Tour Operator/Travel Agency	-	-	-	-	-	-	-	-	-	-	-	-
Booking/Ticketing services	-	-	-	-	-	-	-	-	-	-	-	-
Land transport (Taxi)	54	-	-	22	-	-	-	-	-	-	-	-
Land transport (Scheduled/Nonscheduled bus)	1	-	-	-	-	-	-	-	-	-	-	-
Car rental	-	-	-	-	-	-	-	-	-	-	-	-

Air transport	-	-	-	-	-	-	-	-	-	-	-	-	-	-	-	-	-	-	-	-
Paro																				
Tour Operator/Travel Agency	35	30	30	4	2	1														
Booking/Ticketing services	3	1	1	-	-	-														
Land transport (Taxi)	119	10	-	-	-	-														
Land transport (Scheduled/Nonscheduled bus)	1	-	-	-	-	-														
Car rental	-	-	-	-	-	-														
Air transport	2	1	2	1	-	-														
Pemagatshel																				
Tour Operator/Travel Agency	-	-	-	-	-	-														
Booking/Ticketing services	-	-	-	-	-	-														
Land transport (Taxi)	15	-	-	10	-	-														
Land transport (Scheduled/Nonscheduled bus)	-	-	-	-	-	-														
Car rental	-	-	-	-	-	-														
Air transport	-	-	-	-	-	-														
Punakha																				
Tour Operator/Travel Agency	-	-	-	-	-	-														
Booking/Ticketing services	-	-	-	-	-	-														
Land transport (Taxi)	52	-	-	-	-	-														
Land transport (Scheduled/Nonscheduled bus)	-	-	-	-	-	-														
Car rental	1	-	-	-	-	-														
Air transport	-	-	-	-	-	-														
Samdrup Jongkhar																				
Tour Operator/Travel Agency	-	-	-	-	-	-														
Booking/Ticketing services	-	-	-	-	-	-														
Land transport (Taxi)	15	-	-	-	-	-														
Land transport (Scheduled/Nonscheduled bus)	1	-	-	-	-	-														

Car rental	1	-	-	-	-	-	-	-	-	-	-	-	-
Air transport	-	-	-	-	-	-	-	-	-	-	-	-	-
Samtse													
Tour Operator/Travel Agency	-	-	-	-	-	-	-	-	-	-	-	-	-
Booking/Ticketing services	-	-	-	-	-	-	-	-	-	-	-	-	-
Land transport (Taxi)	127	-	-	-	-	-	-	-	-	-	-	-	-
Land transport (Scheduled/Nonscheduled bus)	-	-	-	-	-	-	-	-	-	-	-	-	-
Car rental	-	-	-	-	-	-	-	-	-	-	-	-	-
Air transport	-	-	-	-	-	-	-	-	-	-	-	-	-
Sarpang													
Tour Operator/Travel Agency	1	1	1	1	1	1	1	1	1	1	1	1	1
Booking/Ticketing services	-	-	-	-	-	-	-	-	-	-	-	-	-
Land transport (Taxi)	301	-	-	-	-	-	-	-	-	-	-	-	-
Land transport (Scheduled/Nonscheduled bus)	4	-	-	-	-	-	-	-	-	-	-	-	-
Car rental	-	-	-	-	-	-	-	-	-	-	-	-	-
Air transport	-	-	-	-	-	-	-	-	-	-	-	-	-
Thimphu													
Tour Operator/Travel Agency	643	453	453	522	179	23	23	12	15	15	15	15	15
Booking/Ticketing services	55	23	23	29	6	1	1	1	2	2	2	2	2
Land transport (Taxi)	1498	-	-	-	99	-	-	-	10	10	10	10	10
Land transport (Scheduled/Nonscheduled bus)	10	1	1	1	-	-	-	-	-	-	-	-	-
Car rental	14	1	1	7	3	1	1	1	1	1	1	1	1
Air transport	1	1	1	1	1	1	1	1	1	1	1	1	1
Trashigang													
Tour Operator/Travel Agency	-	-	-	-	-	-	-	-	-	-	-	-	-
Booking/Ticketing services	1	1	1	-	-	-	-	-	-	-	-	-	-
Land transport (Taxi)	64	-	-	-	7	-	-	-	7	7	7	7	7

Land transport (Scheduled/Nonscheduled bus)	1	-	-	-	-	-	-	-	-	-	-	-
Car rental	-	-	-	-	-	-	-	-	-	-	-	-
Air transport	-	-	-	-	-	-	-	-	-	-	-	-
Trashigang												
Tour Operator/Travel Agency	-	-	-	-	-	-	-	-	-	-	-	-
Booking/Ticketing services	-	-	-	-	-	-	-	-	-	-	-	-
Land transport (Taxi)	68	-	-	-	-	-	-	-	-	-	-	-
Land transport (Scheduled/Nonscheduled bus)	-	-	-	-	-	-	-	-	-	-	-	-
Car rental	-	-	-	-	-	-	-	-	-	-	-	-
Air transport	-	-	-	-	-	-	-	-	-	-	-	-
Trongsa												
Tour Operator/Travel Agency	-	-	-	-	-	-	-	-	-	-	-	-
Booking/Ticketing services	-	-	-	-	-	-	-	-	-	-	-	-
Land transport (Taxi)	51	-	-	-	-	-	-	-	-	-	-	-
Land transport (Scheduled/Nonscheduled bus)	-	-	-	-	-	-	-	-	-	-	-	-
Car rental	-	-	-	-	-	-	-	-	-	-	-	-
Air transport	-	-	-	-	-	-	-	-	-	-	-	-
Tsirang												
Tour Operator/Travel Agency	-	-	-	-	-	-	-	-	-	-	-	-
Booking/Ticketing services	-	-	-	-	-	-	-	-	-	-	-	-
Land transport (Taxi)	34	-	-	-	-	-	-	-	-	-	-	-
Land transport (Scheduled/Nonscheduled bus)	2	-	-	-	-	-	-	-	-	-	-	1
Car rental	-	-	-	-	-	-	-	-	-	-	-	-
Air transport	-	-	-	-	-	-	-	-	-	-	-	-
Wangdi Phodrang												
Tour Operator/Travel Agency	-	-	-	-	-	-	-	-	-	-	-	-
Booking/Ticketing services	-	-	-	-	-	-	-	-	-	-	-	-

Land transport (Taxi)	270	-	-	-	83	-	-	-	-
Land transport (Scheduled/Nonscheduled bus)	1	-	-	-	-	-	-	-	-
Car rental	-	-	-	-	-	-	-	-	-
Air transport	-	-	-	-	-	-	-	-	-
Zhemgang									
Tour Operator/Travel Agency	-	-	-	-	-	-	-	-	-
Booking/Ticketing services	-	-	-	-	-	-	-	-	-
Land transport (Taxi)	3	-	-	-	3	-	-	-	-
Land transport (Scheduled/Nonscheduled bus)	-	-	-	-	-	-	-	-	-
Car rental	-	-	-	-	-	-	-	-	-
Air transport	-	-	-	-	-	-	-	-	-
Total	3818								

Table 4.8: Number of Establishments and Services by Dzongkhag

Tourism Characteristic Industry (Main activity)	Number of establishments	Services						
		Tour guide	Tour package	Transport	Accommodation	Visa	Others	
Bumthang								
Tour Operator/Travel Agency	1	1	1	1	1	1	-	-
Booking/Ticketing services	-	-	-	-	-	-	-	-
Land transport (Taxi)	116	-	-	-	-	-	-	-
Land transport (Scheduled/Nonscheduled bus)	1	-	-	1	-	-	-	-
Car rental	-	-	-	-	-	-	-	-
Air transport	-	-	-	-	-	-	-	-
Chukha								
Tour Operator/Travel Agency	32	28	27	17	15	14	1	1
Booking/Ticketing services	6	1	1	2	2	-	-	-
Land transport (Taxi)	153	-	-	118	-	-	-	-

Land transport (Scheduled/Nonscheduled bus)	1	-	-	-	1	-	-
Car rental	-	-	-	-	-	-	-
Air transport	-	-	-	-	-	-	-
Dagana							
Tour Operator/Travel Agency	-	-	-	-	-	-	-
Booking/Ticketing services	-	-	-	-	-	-	-
Land transport (Taxi)	26	-	-	-	17	-	-
Land transport (Scheduled/Nonscheduled bus)	2	-	-	-	2	-	-
Car rental	-	-	-	-	-	-	-
Air transport	-	-	-	-	-	-	-
Haa							
Tour Operator/Travel Agency	2	2	-	-	-	-	-
Booking/Ticketing services	-	-	-	-	-	-	-
Land transport (Taxi)	21	-	-	-	-	-	-
Land transport (Scheduled/Nonscheduled bus)	1	-	-	-	-	-	-
Car rental	-	-	-	-	-	-	-
Air transport	-	-	-	-	-	-	-
Lhuentse							
Tour Operator/Travel Agency	-	-	-	-	-	-	-
Booking/Ticketing services	-	-	-	-	-	-	-
Land transport (Taxi)	4	-	-	-	4	-	-
Land transport (Scheduled/Nonscheduled bus)	2	-	1	2	2	1	-
Car rental	1	-	-	-	1	-	-
Air transport	-	-	-	-	-	-	-
Mongar							
Tour Operator/Travel Agency	-	-	-	-	-	-	-
Booking/Ticketing services	-	-	-	-	-	-	-
Land transport (Taxi)	54	-	-	-	-	-	32
Land transport (Scheduled/Nonscheduled bus)	1	-	-	-	-	-	-
Car rental	-	-	-	-	-	-	-

Air transport	-	-	-	-	-	-	-	-	-	-	-	-
Paro												
Tour Operator/Travel Agency	35	21	34	18	11	21						1
Booking/Ticketing services	3	-	-	-	-	-						-
Land transport (Taxi)	119	-	-	99	-	-						-
Land transport (Scheduled/Nonscheduled bus)	1	-	-	1	-	-						-
Car rental	-	-	-	-	-	-						-
Air transport	2		1	1	-	-						-
Pemagatshel												
Tour Operator/Travel Agency	-	-	-	-	-	-						-
Booking/Ticketing services	-	-	-	-	-	-						-
Land transport (Taxi)	15	-	-	-	-	-						-
Land transport (Scheduled/Nonscheduled bus)	-	-	-	-	-	-						-
Car rental	-	-	-	-	-	-						-
Air transport	-	-	-	-	-	-						-
Punakha												
Tour Operator/Travel Agency	-	-	-	-	-	-						-
Booking/Ticketing services	-	-	-	-	-	-						-
Land transport (Taxi)	52	-	-	17	-	-						-
Land transport (Scheduled/Nonscheduled bus)	-	-	-	-	-	-						-
Car rental	1											-
Air transport	-	-	-	-	-	-						-
Samdrup Jongkhar												
Tour Operator/Travel Agency	-	-	-	-	-	-						-
Booking/Ticketing services	-	-	-	-	-	-						-
Land transport (Taxi)	15	-	-	5	-	-						-
Land transport (Scheduled/Nonscheduled bus)	1	-	-	1	-	-						-
Car rental	1	-	-	1	-	-						-
Air transport	-	-	-	-	-	-						-
Samtse												

Tour Operator/Travel Agency	-	-	-	-	-	-	-	-	-	-	-
Booking/Ticketing services	-	-	-	-	-	-	-	-	-	-	-
Land transport (Taxi)	127	-	-	-	-	7	-	-	-	-	-
Land transport (Scheduled/Nonscheduled bus)	-	-	-	-	-	-	-	-	-	-	-
Car rental	-	-	-	-	-	-	-	-	-	-	-
Air transport	-	-	-	-	-	-	-	-	-	-	-
Sarpang											
Tour Operator/Travel Agency	1	-	-	-	-	-	-	-	-	-	-
Booking/Ticketing services	-	-	-	-	-	-	-	-	-	-	-
Land transport (Taxi)	301	-	-	-	-	-	-	-	-	-	-
Land transport (Scheduled/Nonscheduled bus)	4	-	-	-	-	-	-	-	-	-	-
Car rental	-	-	-	-	-	-	-	-	-	-	-
Air transport	-	-	-	-	-	-	-	-	-	-	-
Thimphu											
Tour Operator/Travel Agency	643	529	465	338	195	501	13				
Booking/Ticketing services	55	12	9	7	4	16	-				
Land transport (Taxi)	1,498	-	10	764	-	-	-				
Land transport (Scheduled/Nonscheduled bus)	10	1	1	8	1	1	1				
Car rental	14	1	2	9	1	1	-				
Air transport	1	-	-	1	-	-	-				
Trashigang											
Tour Operator/Travel Agency	-	-	-	-	-	-	-				
Booking/Ticketing services	1	-	-	-	-	-	-				
Land transport (Taxi)	64	-	-	14	-	-	-				
Land transport (Scheduled/Nonscheduled bus)	1	-	-	-	-	-	-				
Car rental	-	-	-	-	-	-	-				
Air transport	-	-	-	-	-	-	-				
Trashi Yangtse											
Tour Operator/Travel Agency	-	-	-	-	-	-	-				
Booking/Ticketing services	-	-	-	-	-	-	-				

Land transport (Taxi)	68	-	-	-	58	-	-
Land transport (Scheduled/Nonscheduled bus)	-	-	-	-	-	-	-
Car rental	-	-	-	-	-	-	-
Air transport	-	-	-	-	-	-	-
Trongsa							
Tour Operator/Travel Agency	-	-	-	-	-	-	-
Booking/Ticketing services	-	-	-	-	-	-	-
Land transport (Taxi)	51	-	-	-	-	-	-
Land transport (Scheduled/Nonscheduled bus)	-	-	-	-	-	-	-
Car rental	-	-	-	-	-	-	-
Air transport	-	-	-	-	-	-	-
Tsirang							
Tour Operator/Travel Agency	-	-	-	-	-	-	-
Booking/Ticketing services	-	-	-	-	-	-	-
Land transport (Taxi)	34	-	-	-	34	-	-
Land transport (Scheduled/Nonscheduled bus)	2	-	-	-	2	-	-
Car rental	-	-	-	-	-	-	-
Air transport	-	-	-	-	-	-	-
Wangdi Phodrang							
Tour Operator/Travel Agency	-	-	-	-	-	-	-
Booking/Ticketing services	-	-	-	-	-	-	-
Land transport (Taxi)	270	-	-	-	10	-	-
Land transport (Scheduled/Nonscheduled bus)	1	-	-	-	-	-	-
Car rental	-	-	-	-	-	-	-
Air transport	-	-	-	-	-	-	-
Zhemgang							
Tour Operator/Travel Agency	-	-	-	-	-	-	-
Booking/Ticketing services	-	-	-	-	-	-	-
Land transport (Taxi)	3	-	-	-	-	-	-
Land transport (Scheduled/Nonscheduled bus)	-	-	-	-	-	-	-
Car rental	-	-	-	-	-	-	-
Air transport	-	-	-	-	-	-	-
Total	3818						

Table 4.9: Number of Establishments by Average Years of Operation by Main Activity

Tourism Characteristic Industry (Main activity)	Number of establishments	Average years of operation
Bumthang	118	8
Tour Operator/Travel Agency	1	3
Booking/Ticketing services	-	-
Land transport (Taxi)	116	8
Land transport (Scheduled/Nonscheduled bus)	1	1
Car rental	-	-
Air transport	-	-
Chukha	192	7
Tour Operator/Travel Agency	32	5
Booking/Ticketing services	6	7
Land transport (Taxi)	153	8
Land transport (Scheduled/Nonscheduled bus)	1	1
Car rental	-	-
Air transport	-	-
Dagana	28	7
Tour Operator/Travel Agency	-	-
Booking/Ticketing services	-	-
Land transport (Taxi)	26	7
Land transport (Scheduled/Nonscheduled bus)	2	4
Car rental	-	-
Air transport	-	-
Haa	24	5
Tour Operator/Travel Agency	2	4
Booking/Ticketing services	-	-
Land transport (Taxi)	21	6
Land transport (Scheduled/Nonscheduled bus)	1	5
Car rental	-	-
Air transport	-	-
Lhuentse	7	7
Tour Operator/Travel Agency	-	-
Booking/Ticketing services	-	-
Land transport (Taxi)	4	10
Land transport (Scheduled/Nonscheduled bus)	2	4
Car rental	1	5
Air transport	-	-
Mongar	55	9
Tour Operator/Travel Agency	-	-
Booking/Ticketing services	-	-

Land transport (Taxi)	54	10
Land transport (Scheduled/Nonscheduled bus)	1	4
Car rental	-	-
Air transport	-	-
Paro	160	6
Tour Operator/Travel Agency	35	6
Booking/Ticketing services	3	2
Land transport (Taxi)	119	6
Land transport (Scheduled/Nonscheduled bus)	1	16
Car rental	-	-
Air transport	2	23
Pemagatshel	15	3
Tour Operator/Travel Agency		
Booking/Ticketing services	-	-
Land transport (Taxi)	15	3
Land transport (Scheduled/Nonscheduled bus)	-	-
Car rental	-	-
Air transport	-	-
Punakha	53	5
Tour Operator/Travel Agency	-	-
Booking/Ticketing services	-	-
Land transport (Taxi)	52	5
Land transport (Scheduled/Nonscheduled bus)	-	-
Car rental	1	1
Air transport	-	-
Samdrup Jongkhar	17	4
Tour Operator/Travel Agency	-	-
Booking/Ticketing services	-	-
Land transport (Taxi)	15	4
Land transport (Scheduled/Nonscheduled bus)	1	5
Car rental	1	5
Air transport	-	-
Samtse	127	8
Tour Operator/Travel Agency	-	-
Booking/Ticketing services	-	-
Land transport (Taxi)	127	8
Land transport (Scheduled/Nonscheduled bus)	-	-
Car rental	-	-
Air transport	-	-
Sarpang	306	5
Tour Operator/Travel Agency	1	5
Booking/Ticketing services	-	-

Land transport (Taxi)	301	4
Land transport (Scheduled/Nonscheduled bus)	4	7
Car rental	-	-
Air transport	-	-
Thimphu	2,221	6
Tour Operator/Travel Agency	643	7
Booking/Ticketing services	55	5
Land transport (Taxi)	1,498	6
Land transport (Scheduled/Nonscheduled bus)	10	8
Car rental	14	4
Air transport	1	10
Trashigang	66	11
Tour Operator/Travel Agency	-	-
Booking/Ticketing services	1	3
Land transport (Taxi)	64	11
Land transport (Scheduled/Nonscheduled bus)	1	4
Car rental	-	-
Air transport	-	-
Trashigang Yangtse	68	9
Tour Operator/Travel Agency	-	-
Booking/Ticketing services	-	-
Land transport (Taxi)	68	9
Land transport (Scheduled/Nonscheduled bus)	-	-
Car rental	-	-
Air transport	-	-
Trongsa	51	8
Tour Operator/Travel Agency	-	-
Booking/Ticketing services	-	-
Land transport (Taxi)	51	8
Land transport (Scheduled/Nonscheduled bus)	-	-
Car rental	-	-
Air transport	-	-
Tsirang	36	5
Tour Operator/Travel Agency	-	-
Booking/Ticketing services	-	-
Land transport (Taxi)	34	5
Land transport (Scheduled/Nonscheduled bus)	2	7
Car rental	-	-
Air transport	-	-
Wangdi Phodrang	271	7
Tour Operator/Travel Agency	-	-
Booking/Ticketing services	-	-

Land transport (Taxi)	270	7
Land transport (Scheduled/Nonscheduled bus)	1	12
Car rental	-	-
Air transport	-	-
Zhemgang	3	6
Tour Operator/Travel Agency	-	-
Booking/Ticketing services	-	-
Land transport (Taxi)	3	6
Land transport (Scheduled/Nonscheduled bus)	-	-
Car rental	-	-
Air transport	-	-
Total	3,818	6

5. Other Tourism Activities

Table 5.1: Number of Establishments and Employment by Nationality and Sex by Dzongkhag

Dzongkhags	Main Activity	No. of units	Bhutanese	Non-Bhutanese	Male	Female	Total
Bumthang	Art galleries	-	-	-	-	-	-
	Museum	1	5	-	-	5	5
	Botanical and zoological gardens service	-	-	-	-	-	-
	Handicrafts	6	11	-	5	6	11
	Rafting/Kayaking	-	-	-	-	-	-
	Others (specify)	-	-	-	-	-	-
	Total	7	16	-	5	11	16
Chukha	Art galleries	1	1	-	-	1	1
	Museum	-	-	-	-	-	-
	Botanical and zoological gardens service	-	-	-	-	-	-
	Handicrafts	6	15	6	9	12	21
	Rafting/Kayaking	-	-	-	-	-	-
	Others (specify)	1	5	-	3	2	5
	Total	8	21	6	12	15	27
Haa	Art galleries	-	-	-	-	-	-
	Museum	-	-	-	-	-	-
	Botanical and zoological gardens service	-	-	-	-	-	-
	Handicrafts	1	1	-	1	-	1
	Rafting/Kayaking	-	-	-	-	-	-
	Others (specify)	-	-	-	-	-	-
	Total	-	-	-	-	-	-

	Total	1	1	1	-	1	-	1	-	1
Paro	Art galleries	1	3	-	-	2	-	1	-	3
	Museum	1	1	-	-	1	-	0	-	1
	Botanical and zoological gardens service	-	-	-	-	-	-	-	-	-
	Handicrafts	25	68	-	-	25	-	43	-	68
	Rafting/Kayaking	-	-	-	-	-	-	-	-	-
	Others (specify)	2	36	-	-	30	-	6	-	36
	Total	29	108	-	-	58	-	50	-	108
Punakha	Art galleries	1	5	-	-	3	-	2	-	5
	Museum	-	-	-	-	-	-	-	-	-
	Botanical and zoological gardens service	1	12	-	-	5	-	7	-	12
	Handicrafts	12	25	-	-	13	-	12	-	25
	Rafting/Kayaking	3	19	-	-	19	-	-	-	19
	Others (specify)	-	-	-	-	-	-	-	-	-
	Total	17	61	-	-	40	-	21	-	61
Samdrup Jongkhar	Art galleries	-	-	-	-	-	-	-	-	-
	Museum	-	-	-	-	-	-	-	-	-
	Botanical and zoological gardens service	-	-	-	-	-	-	-	-	-
	Handicrafts	3	3	-	-	2	-	1	-	3
	Rafting/Kayaking	-	-	-	-	-	-	-	-	-
	Others (specify)	-	-	-	-	-	-	-	-	-
	Total	3	3	-	-	2	-	1	-	3
	Art galleries	-	-	-	-	-	-	-	-	-
	Museum	-	-	-	-	-	-	-	-	-
	Botanical and zoological gardens service	1	4	-	-	1	-	3	-	4
	Total	1	4	-	-	1	-	3	-	4

Samtse	Handicrafts	2	4	-	-	4	-	4	-	4
	Rafting/Kayaking	-	-	-	-	-	-	-	-	-
	Others (specify)	-	-	-	-	-	-	-	-	-
	Total	3	8	-	-	5	3	-	-	8
Sarpang	Art galleries	-	-	-	-	-	-	-	-	-
	Museum	-	-	-	-	-	-	-	-	-
	Botanical and zoological gardens service	1	2	-	-	1	1	-	-	2
	Total	-	-	-	-	-	-	-	-	-
Thimphu	Handicrafts	-	-	-	-	-	-	-	-	-
	Rafting/Kayaking	-	-	-	-	-	-	-	-	-
	Others (specify)	-	-	-	-	-	-	-	-	-
	Total	1	2	-	-	1	1	-	-	2
Thimphu	Art galleries	6	222	-	-	152	70	-	-	222
	Museum	2	69	-	-	16	53	-	-	69
	Botanical and zoological gardens service	1	20	-	-	9	11	-	-	20
	Total	58	173	2	2	37	138	-	-	175
Thimphu	Handicrafts	-	-	-	-	-	-	-	-	-
	Rafting/Kayaking	-	-	-	-	-	-	-	-	-
	Others (specify)	3	16	-	-	11	5	-	-	16
	Total	70	500	2	2	225	277	-	-	502
Trashigang	Art galleries	-	-	-	-	-	-	-	-	-
	Museum	-	-	-	-	-	-	-	-	-
	Botanical and zoological gardens service	1	15	-	-	9	6	-	-	15
	Total	3	12	-	-	4	8	-	-	12
Trashigang	Handicrafts	-	-	-	-	-	-	-	-	-
	Rafting/Kayaking	-	-	-	-	-	-	-	-	-
	Others (specify)	-	-	-	-	-	-	-	-	-
	Total	4	27	-	-	13	14	-	-	27
Trashigang	Art galleries	-	-	-	-	-	-	-	-	-
	Museum	-	-	-	-	-	-	-	-	-
	Botanical and zoological gardens service	-	-	-	-	-	-	-	-	-
	Total	-	-	-	-	-	-	-	-	-

Trashiyangtse	Museum	-	-	-	-	-	-	-	-
	Botanical and zoological gardens service	-	-	-	-	-	-	-	-
	Handicrafts	1	1	-	-	1	-	-	1
	Rafting/Kayaking								
	Others (specify)								
	Total	1	1	-	-	1	-	-	1
	Art galleries	-	-	-	-	-	-	-	-
Tsirang	Museum	-	-	-	-	-	-	-	-
	Botanical and zoological gardens service	-	-	-	-	-	-	-	-
	Handicrafts	3	4	-	-	2	2	2	4
	Rafting/Kayaking	-	-	-	-	-	-	-	-
	Others (specify)	-	-	-	-	-	-	-	-
	Total	3	4	-	-	2	2	2	4
	Art galleries	-	-	-	-	-	-	-	-
Wangdue Phodrang	Museum	-	-	-	-	-	-	-	-
	Botanical and zoological gardens service	-	-	-	-	-	-	-	-
	Handicrafts	3	7	-	-	3	4	4	7
	Rafting/Kayaking	-	-	-	-	-	-	-	-
	Others (specify)	-	-	-	-	-	-	-	-
	Total	3	7	-	-	3	4	4	7
	Grand Total	150	759	8	367	400	767	400	767

Table 5.2: Number of Establishments and Employment Type by Activity

Dzongkhags	Main Activity	No. of Establishments	Total		Employer		Employee	
			Male	Female	Male	Female	Male	Female
Bumthang	Art galleries	-	-	-	-	-	-	-
	Museum	1	-	5	-	1	-	4
	Botanical and zoological gardens service	-	-	-	-	-	-	-
	Handicrafts	6	5	6	4	5	1	1
	Rafting/Kayaking	-	-	-	-	-	-	-
Others (specify)	-	-	-	-	-	-	-	
	Total	7	5	11	4	6	1	5
Chukha	Art galleries	1	-	1	-	1	-	-
	Museum	-	-	-	-	-	-	-
	Botanical and zoological gardens service	-	-	-	-	-	-	-
	Handicrafts	6	9	12	2	4	7	8
	Rafting/Kayaking	-	-	-	-	-	-	-
Others (specify)	1	3	2	1	1	1	2	
	Total	8	12	15	3	6	9	9
Haa	Art galleries	-	-	-	-	-	-	-
	Museum	-	-	-	-	-	-	-
	Botanical and zoological gardens service	-	-	-	-	-	-	-
	Handicrafts	1	1	-	1	-	-	-
	Rafting/Kayaking	-	-	-	-	-	-	-
Others (specify)	-	-	-	-	-	-	-	
	Total	1	1	-	1	-	-	-
Paro	Art galleries	1	2	1	1	-	1	1
	Museum	1	1	-	1	-	-	-
	Botanical and zoological gardens service	-	-	-	-	-	-	-
	Handicrafts	25	25	43	13	21	12	22

	Rafting/Kayaking	-	-	-	-	-	-	-	-	-	-	-	-	-	-	-	-	-	-
	Others (specify)	2	30	6	1	2	29	4											
	Total	29	58	50	16	23	42	27											
	Art galleries	1	3	2	1	0	2	2											
	Museum	-	-	-	-	-	-	-											
	Botanical and zoological gardens service	1	5	7	-	-	5	7											
Punakha	Handicrafts	12	13	12	8	10	5	2											
	Rafting/Kayaking	3	19	-	3	-	16	0											
	Others (specify)	-	-	-	-	-	-	-											
	Total	17	40	21	12	10	28	11											
	Art galleries	-	-	-	-	-	-	-											
	Museum	-	-	-	-	-	-	-											
	Botanical and zoological gardens service	-	-	-	-	-	-	-											
S/Jongkhar	Handicrafts	3	2	1	2	1	-	-											
	Rafting/Kayaking	-	-	-	-	-	-	-											
	Others (specify)	-	-	-	-	-	-	-											
	Total	3	2	1	2	1	-	-											
	Art galleries	-	-	-	-	-	-	-											
	Museum	-	-	-	-	-	-	-											
	Botanical and zoological gardens service	1	1	3	1	1	-	2											
Samtse	Handicrafts	2	4	-	2	-	2	-											
	Rafting/Kayaking	-	-	-	-	-	-	-											
	Others (specify)	-	-	-	-	-	-	-											
	Total	3	5	3	3	1	2	2											
	Art galleries	-	-	-	-	-	-	-											
	Museum	-	-	-	-	-	-	-											
	Botanical and zoological gardens service	1	1	1	-	1	-	1											
Sarpang	Handicrafts	-	-	-	-	-	-	-											
	Rafting/Kayaking	-	-	-	-	-	-	-											

	Others (specify)	-	-	-	-	-	-	-	-	-	-	-	-
	Total	1	1	1	1	1	1	1	1	1	1	1	-
	Art galleries	6	152	70	4	1	148	69					
	Museum	2	16	53	2	-	14	53					
	Botanical and zoological gardens service	1	9	11	-	-	9	11					
Thimphu	Handicrafts	58	37	138	17	48	20	90					
	Rafting/Kayaking	-	-	-	-	-	-	-					
	Others (specify)	3	11	5	3	-	8	5					
	Total	70	225	277	26	49	199	228					
	Art galleries	-	-	-	-	-	-	-					
	Museum	-	-	-	-	-	-	-					
	Botanical and zoological gardens service	1	9	6	1	-	8	6					
	Handicrafts	3	4	8	1	1	3	7					
	Rafting/Kayaking	-	-	-	-	-	-	-					
	Others (specify)	-	-	-	-	-	-	-					
	Total	4	13	14	2	1	11	13					
	Art galleries	-	-	-	-	-	-	-					
	Museum	-	-	-	-	-	-	-					
	Botanical and zoological gardens service	-	-	-	-	-	-	-					
	Handicrafts	1	-	1	-	1	-	-					
	Rafting/Kayaking	-	-	-	-	-	-	-					
	Others (specify)	-	-	-	-	-	-	-					
	Total	1	-	1	-	1	-	-					
	Art galleries	-	-	-	-	-	-	-					
	Museum	-	-	-	-	-	-	-					
	Botanical and zoological gardens service	-	-	-	-	-	-	-					
	Handicrafts	3	2	2	2	2	2	2					
	Rafting/Kayaking	-	-	-	-	-	-	-					
	Others (specify)	-	-	-	-	-	-	-					
	Total	-	-	-	-	-	-	-					
	Art galleries	-	-	-	-	-	-	-					
	Museum	-	-	-	-	-	-	-					
	Botanical and zoological gardens service	-	-	-	-	-	-	-					
Tsirang	Handicrafts	3	2	2	2	2	2	2					
	Rafting/Kayaking	-	-	-	-	-	-	-					
	Others (specify)	-	-	-	-	-	-	-					
	Total	-	-	-	-	-	-	-					

	Total	3	2	2	2	2	2	2	2
	Total								
	Art galleries	-	-	-	-	-	-	-	-
	Museum	-	-	-	-	-	-	-	-
	Botanical and zoological gardens service	-	-	-	-	-	-	-	-
	Handicrafts	3	3	4	2	3	1	1	1
	Rafting/Kayaking	-	-	-	-	-	-	-	-
	Others (specify)	-	-	-	-	-	-	-	-
	Total	3	3	4	2	3	1	1	1
Grand Total		150	367	400	73	104	294	296	

Table 5.3: Number of Establishments and Employment by Type of Activity

Dzongkhags	Main Activity	No. of establishment	Seasonal		Regular			Total employment
			Male	Female	Male	Female	Total	
	Art galleries	-	-	-	-	-	-	-
	Museum	1	-	-	-	5	5	5
	Botanical and zoological gardens service	-	-	-	-	-	-	-
	Handicrafts	6	-	-	5	6	11	11
	Rafting/Kayaking	-	-	-	-	-	-	-
	Others (specify)	-	-	-	-	-	-	-
	Total	7	-	-	5	11	16	16
	Art galleries	1	-	-	-	1	1	1
	Museum	-	-	-	-	-	-	-
	Botanical and zoological gardens service	-	-	-	-	-	-	-
	Handicrafts	6	-	-	9	12	21	21
	Rafting/Kayaking	-	-	-	-	-	-	-
	Others (specify)	1	-	-	3	2	5	5
	Total	8	0	0	12	15	27	27

	Art galleries	-	-	-	-	-	-	-	-	-	-	-	-	-	-	-	-	-	
	Museum	-	-	-	-	-	-	-	-	-	-	-	-	-	-	-	-	-	
	Botanical and zoological gardens service	-	-	-	-	-	-	-	-	-	-	-	-	-	-	-	-	-	
Haa	Handicrafts	1	-	-	-	-	-	-	1	-	-	-	-	-	-	-	-	1	
	Rafting/Kayaking	-	-	-	-	-	-	-	-	-	-	-	-	-	-	-	-	-	
	Others (specify)	-	-	-	-	-	-	-	-	-	-	-	-	-	-	-	-	-	
	Total	1	-	-	-	-	-	-	1	-	-	-	-	-	-	-	-	1	
Paro	Art galleries	1	-	-	-	-	-	-	2	1	-	-	-	-	-	-	-	3	
	Museum	1	-	-	-	-	-	-	1	-	-	-	-	-	-	-	-	1	
	Botanical and zoological gardens service	-	-	-	-	-	-	-	-	-	-	-	-	-	-	-	-	-	
	Handicrafts	25	4	-	4	21	43	64	-	-	-	-	-	-	-	-	-	68	
	Rafting/Kayaking	-	-	-	-	-	-	-	-	-	-	-	-	-	-	-	-	-	
	Others (specify)	2	28	4	32	2	2	4	-	-	-	-	-	-	-	-	-	36	
	Total	29	32	4	36	26	46	72	72	46	21	43	64	64	2	4	4	72	108
	Art galleries	1	-	-	-	-	-	-	-	-	-	-	-	-	-	-	-	-	5
	Museum	-	-	-	-	-	-	-	-	-	-	-	-	-	-	-	-	-	-
	Botanical and zoological gardens service	1	-	-	-	-	-	-	-	-	-	-	-	-	-	-	-	-	12
Punakha	Handicrafts	12	1	-	1	12	12	24	-	-	-	-	-	-	-	-	-	-	25
	Rafting/Kayaking	3	2	-	2	17	-	17	-	-	-	-	-	-	-	-	-	-	19
	Others (specify)	-	-	-	-	-	-	-	-	-	-	-	-	-	-	-	-	-	-
	Total	17	3	-	3	37	21	58	21	58	21	58	58	21	58	21	58	61	61
	Art galleries	-	-	-	-	-	-	-	-	-	-	-	-	-	-	-	-	-	-
Samdrup Jongkhar	Museum	-	-	-	-	-	-	-	-	-	-	-	-	-	-	-	-	-	-
	Botanical and zoological gardens service	-	-	-	-	-	-	-	-	-	-	-	-	-	-	-	-	-	-
	Handicrafts	3	-	-	-	-	-	-	-	-	-	-	-	-	-	-	-	-	3
	Rafting/Kayaking	-	-	-	-	-	-	-	-	-	-	-	-	-	-	-	-	-	-
	Total	3	-	-	-	-	-	-	-	-	-	-	-	-	-	-	-	-	3

	Others (specify)	-	-	-	-	-	-	-	-	-	-	-	-	-	-
	Total	3	-	-	-	-	-	-	2	1	-	3	-	-	3
	Art galleries	-	-	-	-	-	-	-	-	-	-	-	-	-	-
	Museum	-	-	-	-	-	-	-	-	-	-	-	-	-	-
	Botanical and zoological gardens service	1	-	-	-	-	-	1	3	4	4	4	4	4	4
Samtse	Handicrafts	2	-	-	-	-	-	4	-	-	4	4	4	4	4
	Rafting/Kayaking	-	-	-	-	-	-	-	-	-	-	-	-	-	-
	Others (specify)	-	-	-	-	-	-	-	-	-	-	-	-	-	-
	Total	3	-	-	-	-	-	5	3	8	8	8	8	8	8
	Art galleries	-	-	-	-	-	-	-	-	-	-	-	-	-	-
	Museum	-	-	-	-	-	-	-	-	-	-	-	-	-	-
	Botanical and zoological gardens service	1	-	-	-	-	-	1	1	2	2	2	2	2	2
Sarpang	Handicrafts	-	-	-	-	-	-	-	-	-	-	-	-	-	-
	Rafting/Kayaking	-	-	-	-	-	-	-	-	-	-	-	-	-	-
	Others (specify)	-	-	-	-	-	-	-	-	-	-	-	-	-	-
	Total	1	-	-	-	-	-	1	1	2	2	2	2	2	2
	Art galleries	6	50	50	100	102	20	122	20	122	222	222	222	222	222
	Museum	2	-	-	-	16	53	69	69	69	69	69	69	69	69
	Botanical and zoological gardens service	1	-	-	-	9	11	20	20	20	20	20	20	20	20
Thimphu	Handicrafts	58	-	40	40	37	98	135	98	135	175	175	175	175	175
	Rafting/Kayaking	-	-	-	-	-	-	-	-	-	-	-	-	-	-
	Others (specify)	3	-	1	1	11	4	15	4	15	16	16	16	16	16
	Total	70	50	91	141	175	186	361	186	361	502	502	502	502	502
	Art galleries	-	-	-	-	-	-	-	-	-	-	-	-	-	-
	Museum	-	-	-	-	-	-	-	-	-	-	-	-	-	-

Trashigang	Botanical and zoological gardens service	1	1	8	6	14	1	-	1	15
	Handicrafts	3	-	-	-	-	4	8	12	12
	Rafting/Kayaking	-	-	-	-	-	-	-	-	-
	Others (specify)	-	-	-	-	-	-	-	-	-
	Total	4	8	6	14	5	8	13	27	27
Trashiyangtse	Art galleries	-	-	-	-	-	-	-	-	-
	Museum	-	-	-	-	-	-	-	-	-
	Botanical and zoological gardens service	-	-	-	-	-	-	-	-	-
	Handicrafts	1	-	-	-	-	-	1	1	1
	Rafting/Kayaking	-	-	-	-	-	-	-	-	-
	Others (specify)	-	-	-	-	-	-	-	-	-
	Total	1	-	-	-	-	-	1	1	1
Tsirang	Art galleries	-	-	-	-	-	-	-	-	-
	Museum	-	-	-	-	-	-	-	-	-
	Botanical and zoological gardens service	-	-	-	-	-	-	-	-	-
	Handicrafts	3	-	-	-	-	2	2	4	4
	Rafting/Kayaking	-	-	-	-	-	-	-	-	-
	Others (specify)	-	-	-	-	-	-	-	-	-
	Total	3	-	-	-	-	2	2	4	4
Wangdue Phodrang	Art galleries	-	-	-	-	-	-	-	-	-
	Museum	-	-	-	-	-	-	-	-	-
	Botanical and zoological gardens service	-	-	-	-	-	-	-	-	-
	Handicrafts	3	1	-	-	1	2	4	6	7
	Rafting/Kayaking	-	-	-	-	-	-	-	-	-
	Others (specify)	-	-	-	-	-	-	-	-	-
	Total	3	1	-	-	1	2	4	6	7
	Grand Total	150	94	101	195	273	299	572	767	767

Table 5.4: Number of Establishments by Years of Operation by Activity / Type

Dzongkhags	Main Activity	No. of units	average years in operation
Bumthang	Art galleries	-	-
	Museum	1	4
	Botanical and zoological gardens service	-	-
	Handicrafts	6	14
	Rafting/Kayaking	-	-
	Others	-	-
Chukha	Art galleries	1	15
	Museum	-	-
	Botanical and zoological gardens service	-	-
	Handicrafts	6	10
	Rafting/Kayaking	-	-
	Others	1	10
Haa	Art galleries	-	-
	Museum	-	-
	Botanical and zoological gardens service	-	-
	Handicrafts	1	4
	Rafting/Kayaking	-	-
	Others	-	-
Paro	Art galleries	1	3
	Museum	1	8
	Botanical and zoological gardens service	-	-
	Handicrafts	25	5
	Rafting/Kayaking	-	-
	Others	2	4
Punakha	Art galleries	1	5
	Museum		
	Botanical and zoological gardens service	1	13
	Handicrafts	12	6
	Rafting/Kayaking	3	6
	Others	-	-

Samdrup Jongkhar	Art galleries	-	-
	Museum	-	-
	Botanical and zoological gardens service	-	-
	Handicrafts	3	8
	Rafting/Kayaking	-	-
	Others	-	-
Samtse	Art galleries	-	-
	Museum	-	-
	Botanical and zoological gardens service	1	10
	Handicrafts	2	8
	Rafting/Kayaking	-	-
	Others (specify)	-	-
Sarpang	Art galleries	-	-
	Museum	-	-
	Botanical and zoological gardens service	1	6
	Handicrafts	-	-
	Rafting/Kayaking	-	-
	Others	-	-
Thimphu	Art galleries	6	11
	Museum	2	5
	Botanical and zoological gardens service	1	22
	Handicrafts	58	9
	Rafting/Kayaking	-	-
	Others (specify)	3	5
Trashigang	Art galleries	-	-
	Museum	-	-
	Botanical and zoological gardens service	1	3
	Handicrafts	3	14
	Rafting/Kayaking	-	-
	Others	-	-
Trashiyangtse	Art galleries	-	-
	Museum	-	-
	Botanical and zoological gardens service	-	-
	Handicrafts	1	6

	Rafting/Kayaking	-	-
	Others	-	-
Tsirang	Art galleries	-	-
	Museum	-	-
	Botanical and zoological gardens service	-	-
	Handicrafts	3	11
	Rafting/Kayaking	-	-
	Others (specify)	-	-
Wangdue Phodrang	Art galleries	-	-
	Museum	-	-
	Botanical and zoological gardens service	-	-
	Handicrafts	3	6
	Rafting/Kayaking	-	-
	Others	-	-
Grand Total		150	8



Tourism Council of Bhutan

Tel: +975-2-323251 / 323252

Website: www.bhutan.travel | www.tourism.gov.bt

ISBN 978-99936-834-5-2



9 789933 683452 >